

REV. Status

REVISION -  
06/00/93 TS

REVISION A  
CHG'D FORMAT  
03/09/00 TS

REVISION B  
FLIPPED RADII  
& CLARIFIED  
MARKING  
06/24/05 YS

REVISION C  
RoHS COMPLIANT  
11/03/05 MP

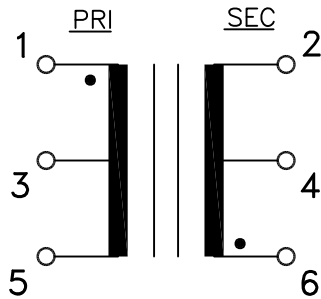
A. Electrical specification (@ 25°C)

1. Power rating; 500mW
2. Dielectric strength; 500VDC 1 minute
3. Insulation resistance; 10,000MΩ MIN @ 500VDC
4. Turns ratio;
  - (1-5):(6-2)=2:1±5%
  - (1-3):(3-5)=1:1±5%
  - (6-4):(4-2)=1:1±5%
5. Primary open circuit inductance; 200μH MIN @ 1KHz, 40mV (1-5)
6. Primary ET-constant 5.0V-μs MIN
7. Rise time; 3.2ns MAX
8. Interwinding capacitance between Primary and Secondary; 8.0pF MAX @ 100KHz
9. Primary leakage inductance with shorted Secondary; 0.8μH MAX @ 100KHz
10. DC Resistance;
  - Primary (1-5) 0.9 Ω MAX
  - Secondary (6-2) 0.5 Ω MAX

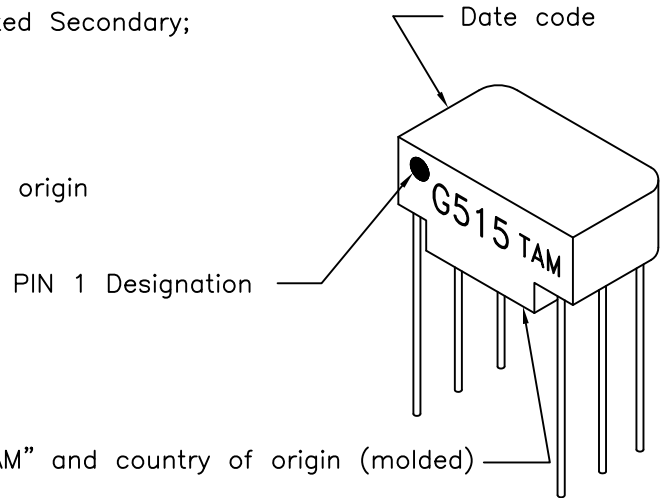
B. Marking;

G515, TAM, date code and country of origin

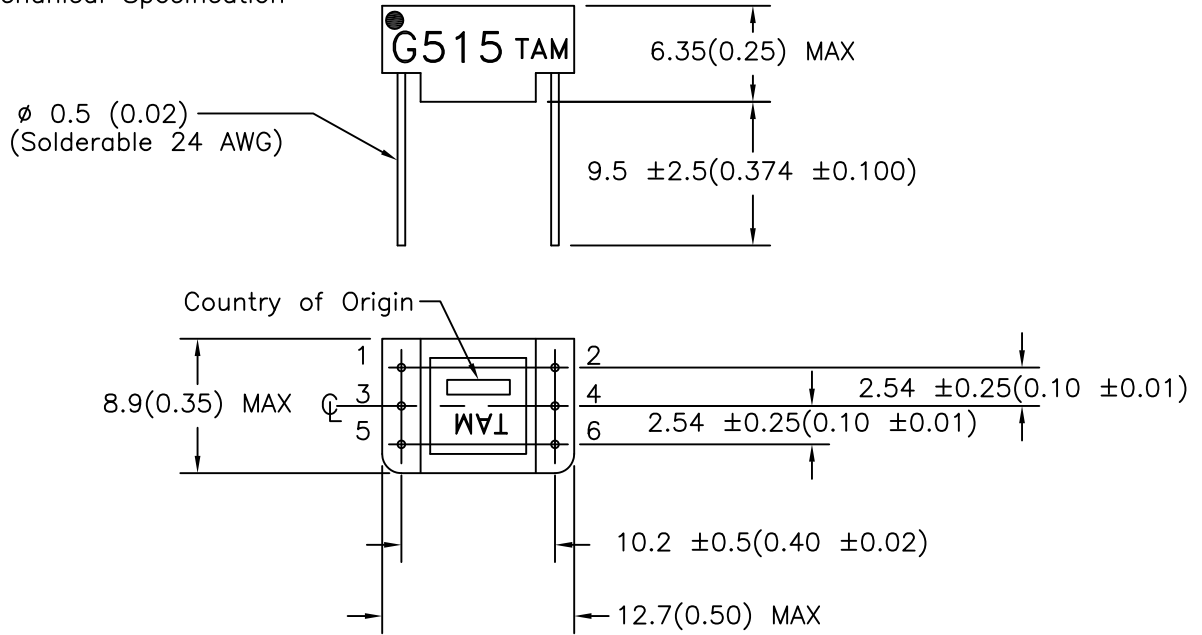
C. Schematic diagram



MODEL NUMBER  
**G515**



D. Mechanical Specification



PREPARED BY:

K. BRENNAN

ENGINEER:

M. PITCHAI

SAFETY ENGINEER

T. CLEM

APPROVED:

Y. SEKIGUCHI

DRAWING CONTROL NO.	REV	MODEL DESCRIPTION	MODEL SPECIFICATION
P-A1-10864	C	PULSE TRANSFORMER	G515
CONTENTS OF THIS DRAWING ARE SUBJECT TO CHANGE WITHOUT PRIOR NOTICE		<b>TAMURA CORPORATION OF AMERICA</b> 1040 SOUTH ANDREASEN DRIVE, #100 ESCONDIDO, CA. 92029 (951) 699-1270 FAX 7607400536	DIM: mm[In] SCL: 2/1 SH: 1 OF 1
PROPRIETARY NOTICE: THIS DRAWING PRINT OR DOCUMENT AND SUBJECT MATTER DISCLOSED HEREIN ARE PROPRIETARY ITEMS TO WHICH TAMURA RETAINS THE EXCLUSIVE RIGHT OF DISSEMINATION, REPRODUCTION, MANUFACTURE AND SALE. THIS DRAWING, PRINT OR DOCUMENT IS SUBMITTED IN CONFIDENCE FOR CONSIDERATION BY THE RECIPIENT ALONE UNLESS PERMISSION FOR FURTHER DISCLOSURE IS EXPRESSLY GRANTED IN WRITING.			