

LISA2-WW-PIN

~45° wide beam. 6.8 mm high variant with location pin installation.

SPECIFICATION:

Dimensions	Ø 9.9 mm
Height	6.8 mm
Fastening	glue, pin
ROHS compliant	yes ⓘ

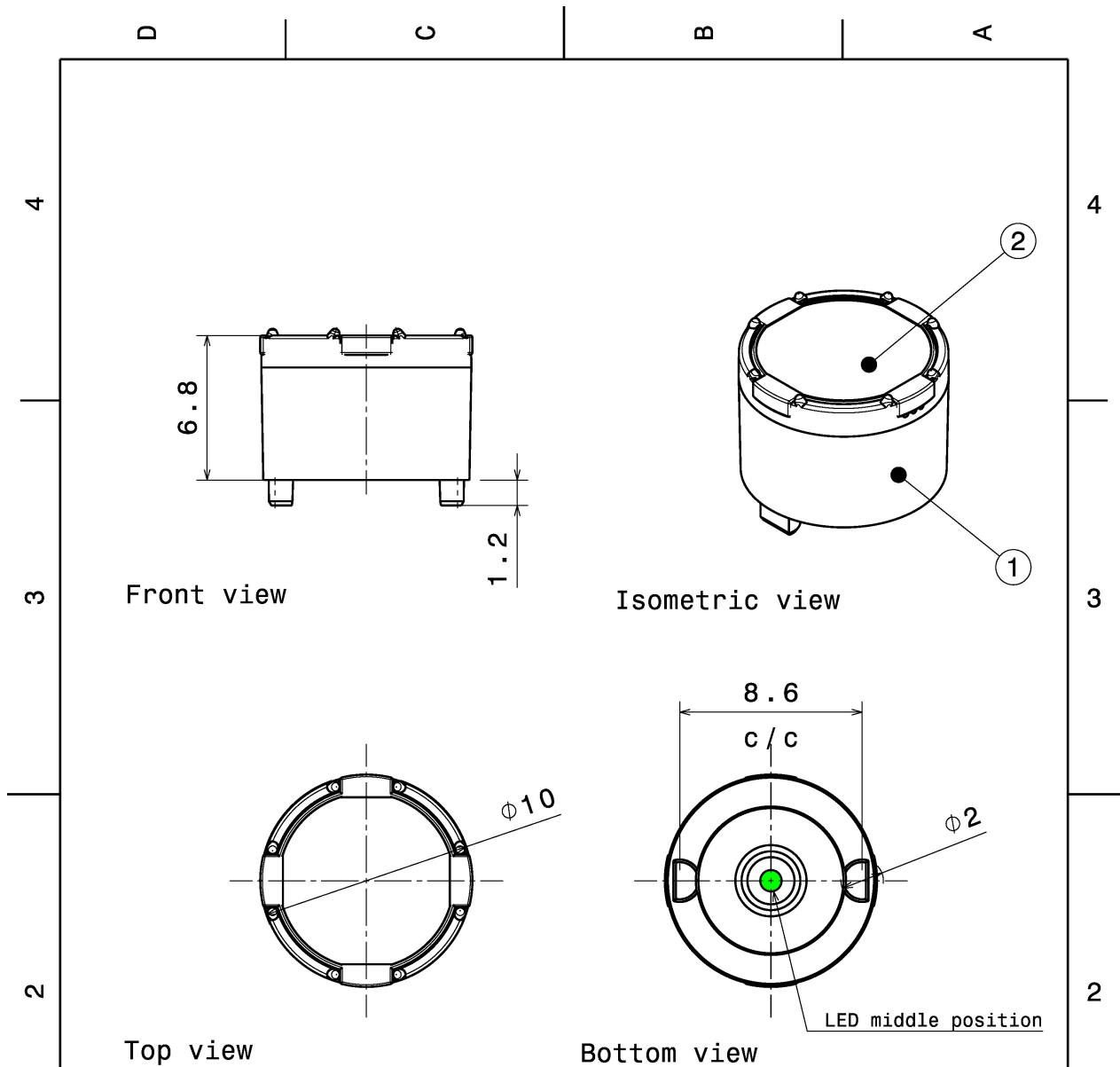


MATERIALS:

Component	Type	Material	Colour	Finish	Length (mm)
LISA2-WW	Single lens	PMMA	clear		
LISA2-HLD-PIN	Holder	PC	black		

ORDERING INFORMATION:

Component		Qty in box	MOQ	MPQ	Box weight (kg)
FP13026_LISA2-WW-PIN	Single lens	2000		100	1.4
» Box size:					



INDEX	PART NO	DESCRIPTION	MATERIAL	COLOUR
1	F10989	LISA2-HLD-PIN	PC	black
2	-	LISA2_lens	PMMA	

Tolerances if not otherwise shown
According to DIN ISO 2768-1
Linear measures:
up to 30mm class M, otherwise class C
According to DIN ISO 2768-2
Form and position: class L

LEDiL Ledil Oy
Salorankatu 10
FIN 24240 SALO
Finland

THIRD ANGLE PROJECTION:

DRAWING TITLE
Lisa2-PIN-XP assembly

This drawing is the property of LEDiL Oy. It may not be reproduced, copied or communicated without a written agreement with LEDiL Oy.

SIZE	PART NUMBER
A4	-

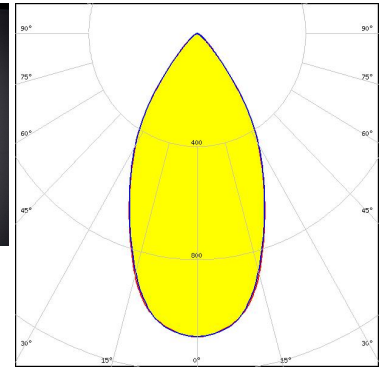
SCALE	4:1	WEIGHT	0,5 g	SHEET	1/1
-------	-----	--------	-------	-------	-----

See also our general installation guide: www.ledil.com/installation_guide

OPTICAL RESULTS (MEASURED):



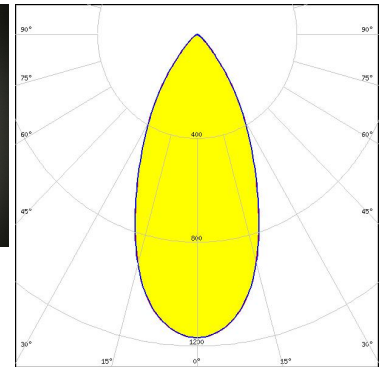

LED XP-E2
FWHM / FWTM 53.0° / 87.0°
Efficiency 91 %
Peak intensity 1.1 cd/lm
LEDs/each optic 1
Light colour/type White
Required components:



Light distribution files



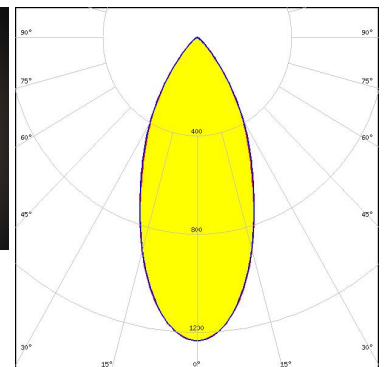

LED XT-E
FWHM / FWTM 48.0° / 83.0°
Efficiency 85 %
Peak intensity 1.2 cd/lm
LEDs/each optic 1
Light colour/type White
Required components:



Light distribution files



LED NCSxx19B
FWHM / FWTM 45.0° / 82.0°
Efficiency 85 %
Peak intensity 1.2 cd/lm
LEDs/each optic 1
Light colour/type White
Required components:

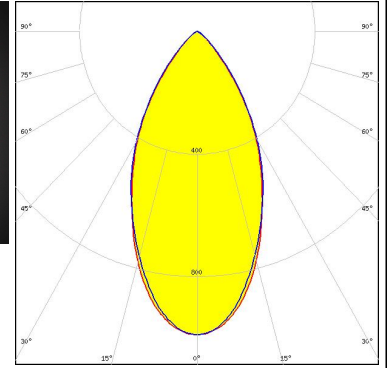



Light distribution files

OPTICAL RESULTS (MEASURED):

OSRAM
Opto Semiconductors

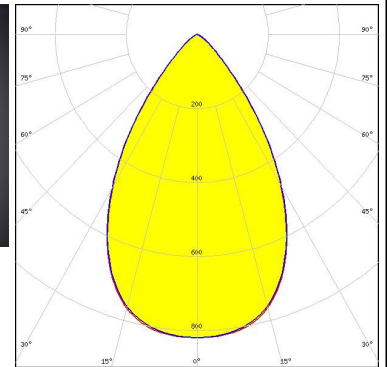

LED OSLON Square EC
FWHM / FWTM 53.0° / 89.0°
Efficiency 84 %
Peak intensity 1 cd/m
LEDs/each optic 1
Light colour/type White
Required components:



Light distribution files

SAMSUNG

LED LH351Z
FWHM / FWTM 65.0° / 94.0°
Efficiency 91 %
Peak intensity 0.9 cd/m
LEDs/each optic 1
Light colour/type White
Required components:

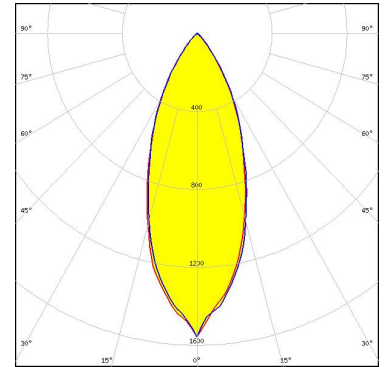


Light distribution files

OPTICAL RESULTS (SIMULATED):



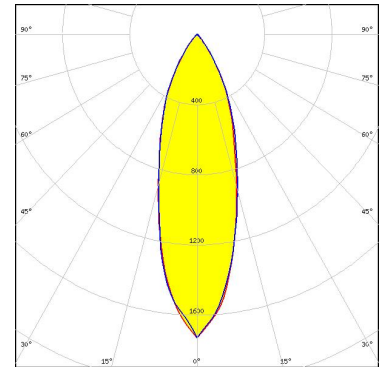
LED CSP 2323 (BXCP)
FWHM / FWTM 39.0° / 76.0°
Efficiency 86 %
Peak intensity 1.6 cd/lm
LEDs/each optic 1
Light colour/type White
Required components:



Light distribution files



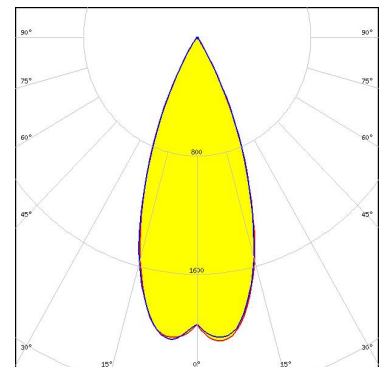
LED LUXEON IR 2720
FWHM / FWTM 31.0° / 70.0°
Efficiency 74 %
Peak intensity 1.7 cd/lm
LEDs/each optic 1
Light colour/type IR
Required components:



Light distribution files



LED LUXEON TX
FWHM / FWTM 40.0° / 61.0°
Efficiency 94 %
Peak intensity 2.1 cd/lm
LEDs/each optic 1
Light colour/type White
Required components:

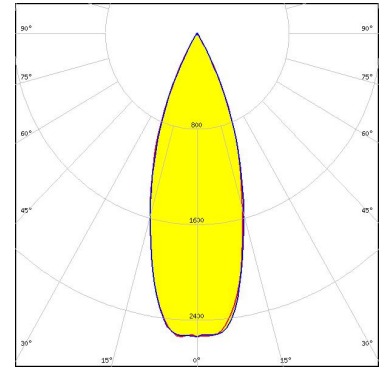


Light distribution files

OPTICAL RESULTS (SIMULATED):



LED SST-20
FWHM / FWTM 36.0° / 58.0°
Efficiency 96 %
Peak intensity 2.6 cd/lm
LEDs/each optic 1
Light colour/type White
Required components:



Light distribution files

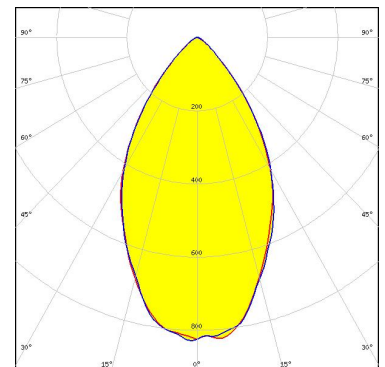


LED NCSxE17A
FWHM / FWTM 30.0° / 72.0°
Efficiency 86 %
Peak intensity 1.9 cd/lm
LEDs/each optic 1
Light colour/type White
Required components:

Light distribution files



LED NVSW519A
FWHM / FWTM 60.0° / 96.0°
Efficiency 84 %
Peak intensity 0.8 cd/lm
LEDs/each optic 1
Light colour/type White
Required components:



Light distribution files

OPTICAL RESULTS (SIMULATED):

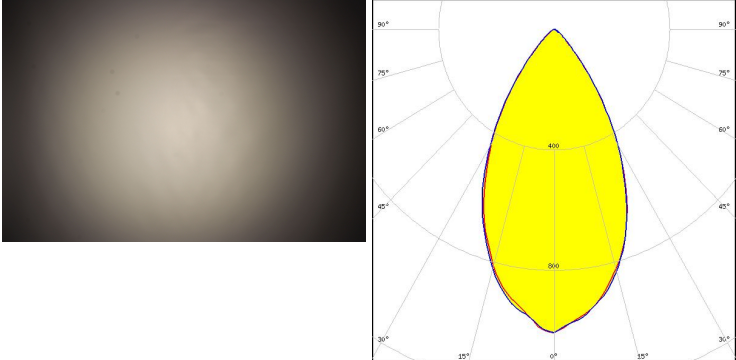
NICHIA

LED	NVSxE21A
FWHM / FWTM	38.0° / 74.0°
Efficiency	84 %
Peak intensity	1.5 cd/lm
LEDs/each optic	1
Light colour/type	White
Required components:	

Light distribution files

NICHIA

LED	NVSxx19B/NVSxx19C
FWHM / FWTM	55.0° / 88.0°
Efficiency	88 %
Peak intensity	1 cd/lm
LEDs/each optic	1
Light colour/type	White
Required components:	

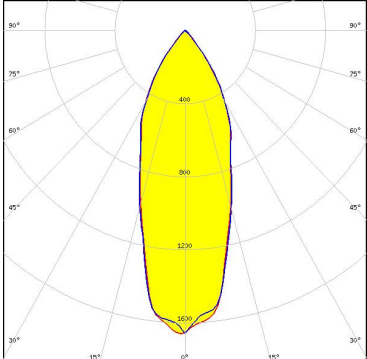


The photograph shows a circular light source with a soft, diffused glow. To its right is a beam spread diagram on a grid. The diagram shows a yellow, teardrop-shaped beam with a peak intensity of 400 and a beam width of 800. The grid includes angular markings from 30° to 90° and radial markings from 15° to 135°.

Light distribution files

OSRAM
Opto Semiconductors

LED	OSLON Black
FWHM / FWTM	36.0° / 78.0°
Efficiency	93 %
Peak intensity	1.7 cd/lm
LEDs/each optic	1
Light colour/type	White
Required components:	



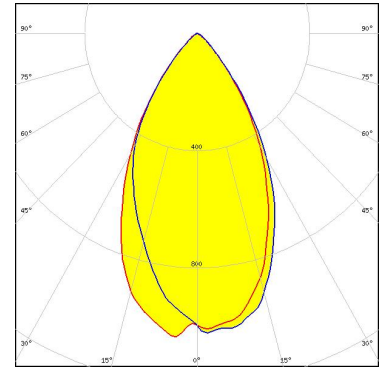
The beam spread diagram shows a yellow, teardrop-shaped beam with a peak intensity of 400 and a beam width of 1200. The grid includes angular markings from 30° to 90° and radial markings from 15° to 135°.

Light distribution files

OPTICAL RESULTS (SIMULATED):

OSRAM
Opto Semiconductors

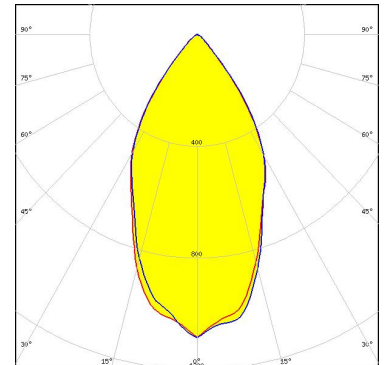
LED OSLON Square CSSRM2/CSSRM3
FWHM / FWTM 57.0° / 89.0°
Efficiency 92 %
Peak intensity 1.1 cd/lm
LEDs/each optic 1
Light colour/type White
Required components:



Light distribution files

OSRAM
Opto Semiconductors

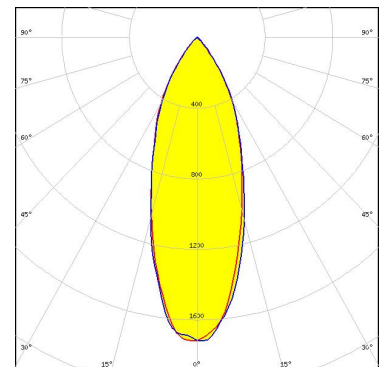
LED OSLON SSL 80
FWHM / FWTM 55.0° / 87.0°
Efficiency 91 %
Peak intensity 1.1 cd/lm
LEDs/each optic 1
Light colour/type White
Required components:



Light distribution files

OSRAM
Opto Semiconductors

LED SFH 4715AS
FWHM / FWTM 36.0° / 75.0°
Efficiency 92 %
LEDs/each optic 1
Light colour/type White
Required components:

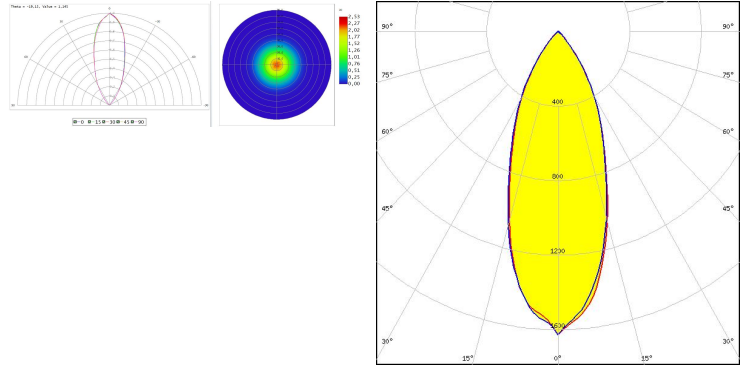


Light distribution files

OPTICAL RESULTS (SIMULATED):

OSRAM
Opto Semiconductors

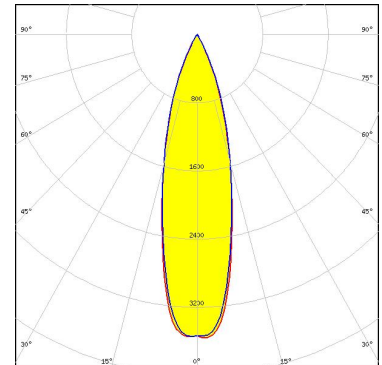
LED SFH 4725AS
FWHM / FWTM 38.0° / 76.0°
Efficiency 91 %
LEDs/each optic 1
Light colour/type IR
Required components:



Light distribution files

OSRAM
Opto Semiconductors

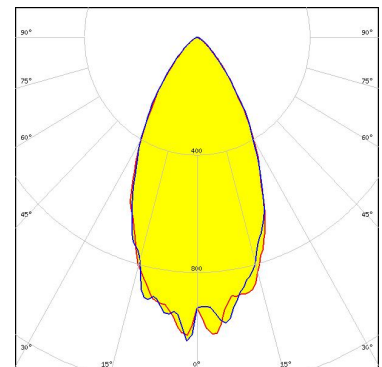
LED SFH 4725S
FWHM / FWTM 27.0° / 52.0°
Efficiency 94 %
LEDs/each optic 1
Light colour/type IR
Required components:



Light distribution files

SEMI
SEOUL SEMICONDUCTOR

LED Z8Y22P
FWHM / FWTM 50.0° / 88.0°
Efficiency 86 %
Peak intensity 1.1 cd/lm
LEDs/each optic 1
Light colour/type White
Required components:



Light distribution files

GENERAL INFORMATION:

NOTE: The typical beam angle will be changed by different color, chip size and chip position tolerance. The typical total beam angle is the full angle measured where the luminous intensity is half of the peak value.

MATERIALS:

As part of our continuous research and improvement processes, and to ensure the best possible quality and availability of our products, LEDiL reserves the right to change material grades without notice.

PRODUCT DATA USER AGREEMENT AND DISCLAIMER:

The measured data in the provided downloadable LEDiL Product Datasheets and Mechanical 2D-Drawings is rounded and provided as reference for planning. LEDiL Oy's optical specifications have been verified by conducting performance testing of the products in accordance with the company's quality system. The reported data are averaged results of multiple measurements with typical variation. LEDiL Oy reserves the right to without prior notification make changes and improvements to its products.

LEDiL Oy assumes neither warranty, nor guarantee nor any other liability of any kind for the contents and correctness of the provided data. The provided data has been generated with highest diligence but the provided data may in reality not represent the complete possible variation range of all intrinsic parameters. Therefore, in certain cases a deviation from the provided data could occur.

LEDiL Oy reserves the right to undertake technical changes of its products without further notification which could lead to changes in the provided data. LEDiL Oy assumes no liability of any kind for the possible deviation from any provided data or any other damage resulting from the usage of the provided data.

The user agrees to this disclaimer and user agreement with the download or usage of the provided files.

LEDiL Oy

Joensuunkatu 13
FI-24240 SALO
Finland

LEDiL Inc.

228 West Page Street
Suite D
Sycamore IL 60178
USA

Ledil Optics Technology (Shenzhen) Co., Ltd.

405 , Block B
Casic Motor Building
Shenzhen 518057
P.R.CHINA

Local sales and technical support

[www.ledil.com/
where_to_buy](http://www.ledil.com/where_to_buy)

Shipping locations

Poznan, Poland
Hong Kong, China

Distribution Partners

[www.ledil.com/
where_to_buy](http://www.ledil.com/where_to_buy)