



IHLP® Commercial Inductors, Low DCR Series



FEATURES

- 10.8 mm x 10.16 mm x 4.0 mm package
- Magnetically shielded metal construction
- Optimized for low DCR for up to 20 % reduction in dc power losses over other IHLP series
- Material categorization: for definitions of compliance please see www.vishay.com/doc?99912



RoHS COMPLIANT HALOGEN FREE

LINKS TO ADDITIONAL RESOURCES



APPLICATIONS

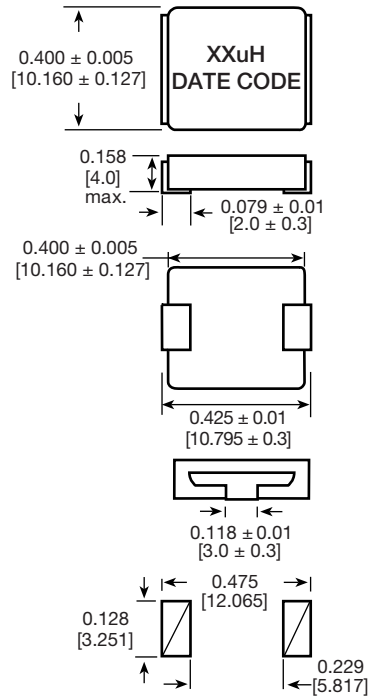
- DC/DC power supplies
- Smart grid and solar
- Telecommunications equipment
- Noise suppression and filtering

STANDARD ELECTRICAL SPECIFICATIONS					
PART NUMBER	L ₀ INDUCTANCE ± 20 % AT 100 kHz, 0.25 V, 0 A (μH)	DCR TYP. 25 °C (mΩ)	DCR MAX. 25 °C (mΩ)	HEAT RATING CURRENT DC TYP. (A) ⁽¹⁾	SATURATION CURRENT DC TYP. (A) ⁽²⁾
IHLP4040DZERR19M11	0.19	0.70	0.80	40	46
IHLP4040DZERR22M11	0.22	0.85	0.95	33	44
IHLP4040DZERR24M11	0.24	0.85	0.95	33	44
IHLP4040DZERR36M11	0.36	1.05	1.15	32	30
IHLP4040DZERR47M11	0.47	1.53	1.68	30	30
IHLP4040DZERR56M11	0.56	1.61	1.80	32	22
IHLP4040DZERR78M11	0.78	1.80	1.90	27	22
IHLP4040DZER1R0M11	1.0	2.30	2.50	25	20
IHLP4040DZER1R8M11	1.8	4.50	5.00	17	16
IHLP4040DZER2R0M11	2.0	5.20	5.80	16	14
IHLP4040DZER4R7M11	4.7	12.9	14.2	9.5	7.6
IHLP4040DZER6R8M11	6.8	17.5	19.3	9.0	7.5
IHLP4040DZER100M11	10	27.8	30.5	7.5	7.1
IHLP4040DZER150M11	15	40.9	45.0	6.25	6.0
IHLP4040DZER180M11	18	46.40	51.90	5.6	4.6
IHLP4040DZER220M11	22	60.4	66.0	5.0	4.5
IHLP4040DZER330M11	33	87.5	94.5	4.4	4.0
IHLP4040DZER470M11	47	132.0	145.0	3.3	3.0
IHLP4040DZER101M11	100	249.0	270.0	2.5	2.25

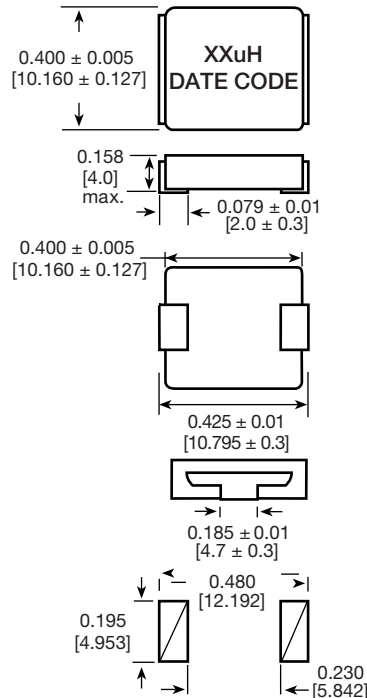
Notes

- All test data is referenced to 25 °C ambient
 - Operating temperature range -55 °C to +125 °C
 - The part temperature (ambient + temp. rise) should not exceed 125 °C under worst case operating conditions. Circuit design, component placement, PCB trace size and thickness, airflow and other cooling provisions all affect the part temperature. Part temperature should be verified in the end application
 - Rated operating voltage (across inductor) = 50 V
 - Moisture Sensitivity Level (MSL) = 1 floor life - unlimited
 - Resistance to solder heat: 260 °C for 30 s (3 times max. through reflow)
- (1) DC current (A) that will cause an approximate ΔT of 40 °C
(2) DC current (A) that will cause L₀ to drop approximately 20 %

DIMENSIONS in inches [millimeters]



The diagram above applies to values 1.8 µH and above.



The diagram above applies to values 1.0 µH and below.

DESCRIPTION

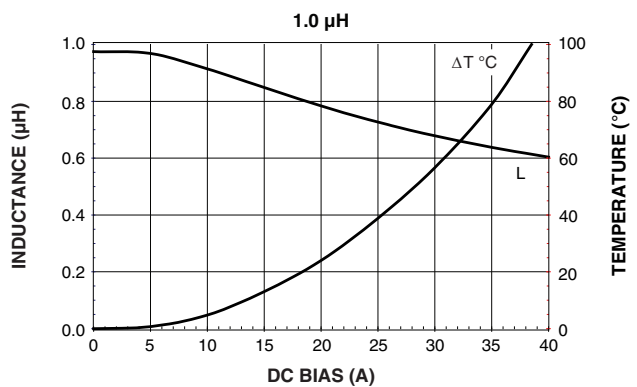
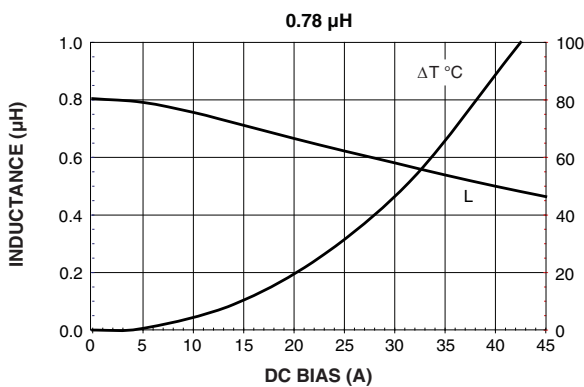
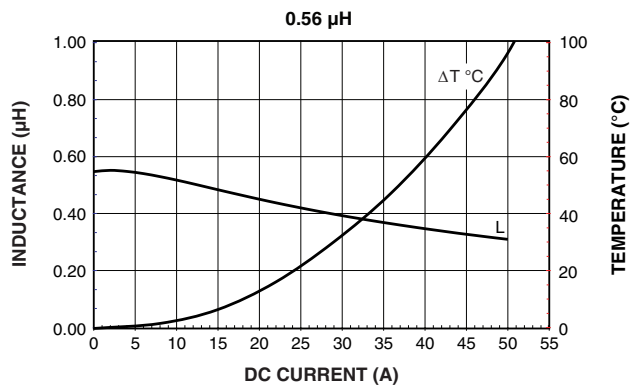
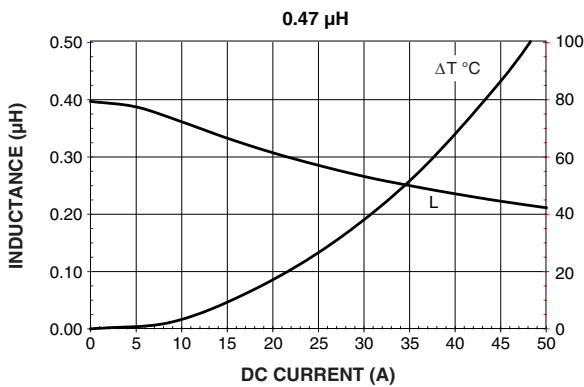
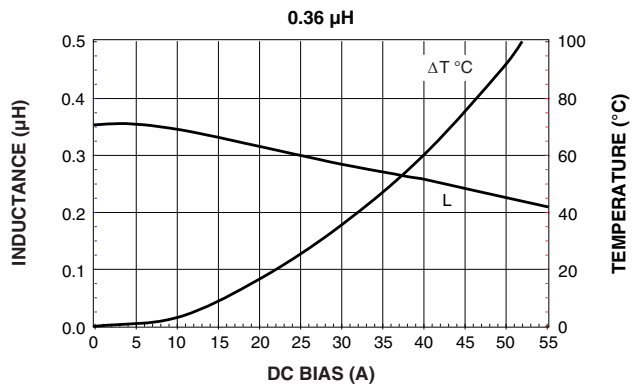
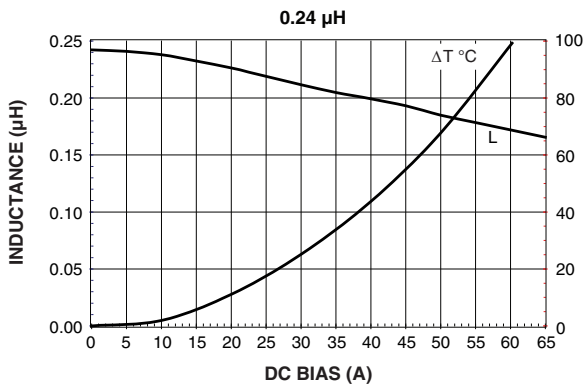
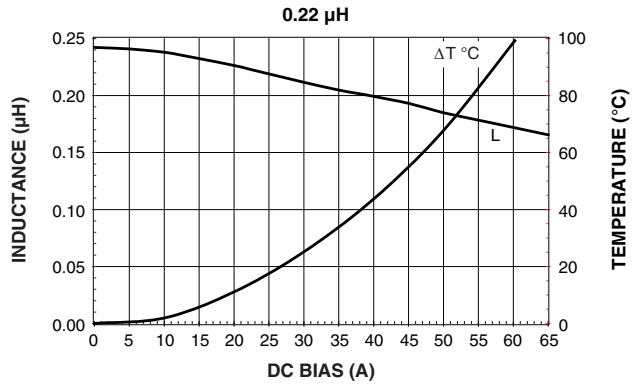
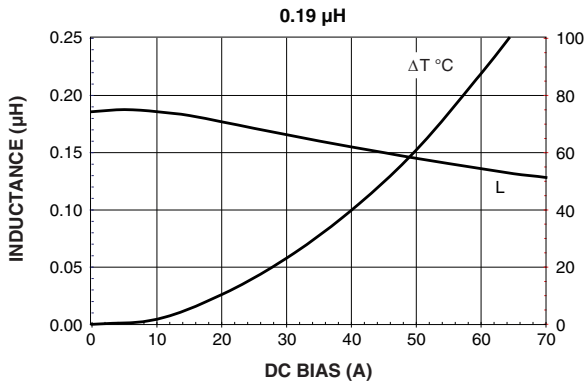
IHLP-4040DZ-11	2.0 µH	± 20 %	ER	e3
MODEL	INDUCTANCE VALUE	INDUCTANCE TOLERANCE	PACKAGE CODE	JEDEC® LEAD (Pb)-FREE STANDARD

GLOBAL PART NUMBER

I H L P	4 0 4 0 D Z	E R	2 R 0	M	1 1
PRODUCT FAMILY	SIZE	PACKAGE CODE	INDUCTANCE VALUE	INDUCTANCE TOLERANCE	SERIES
		ER = tape and reel	2R0 = 2.0 µH	M = ± 20 %	

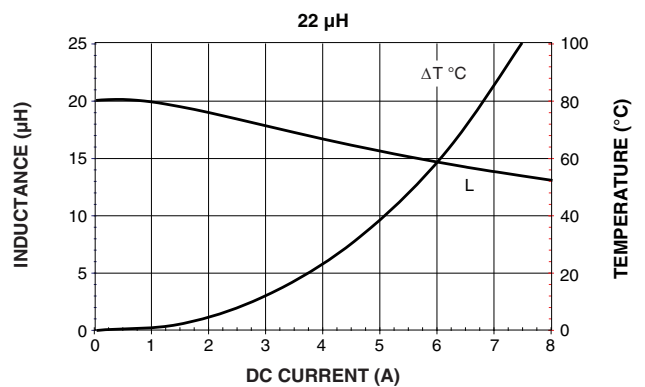
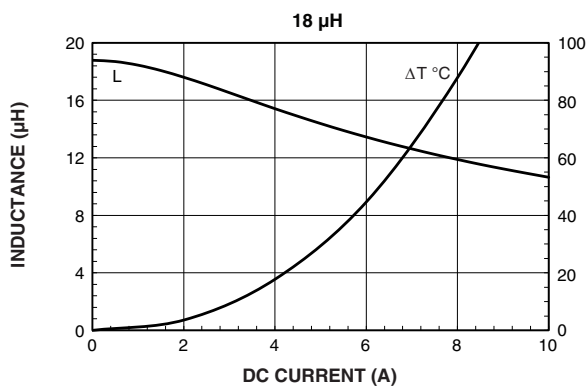
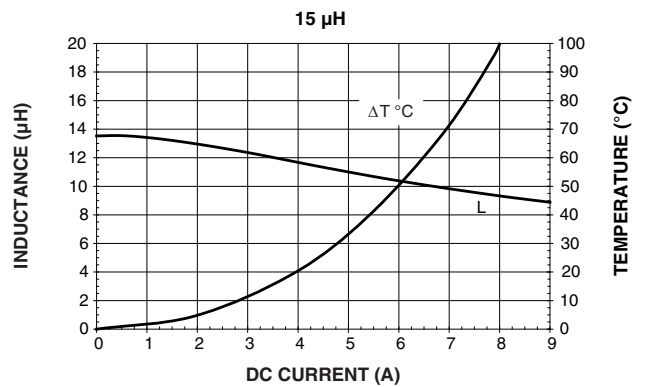
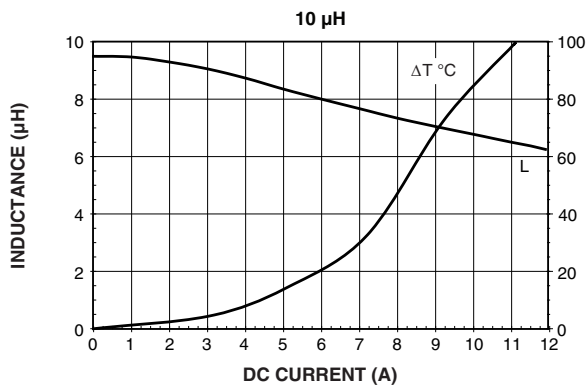
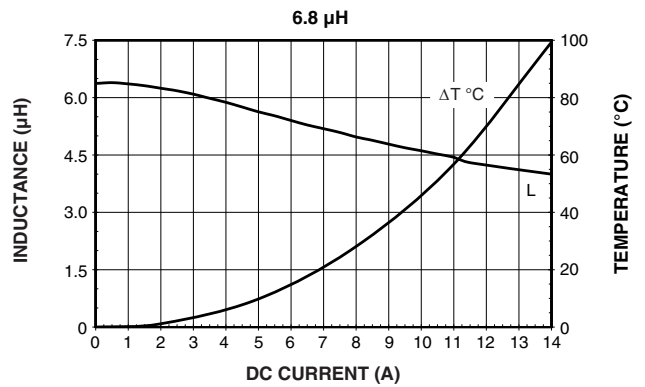
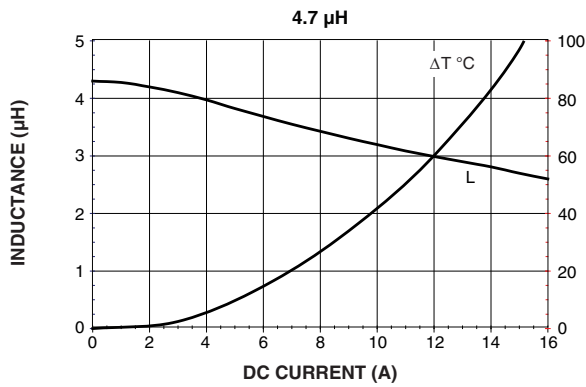
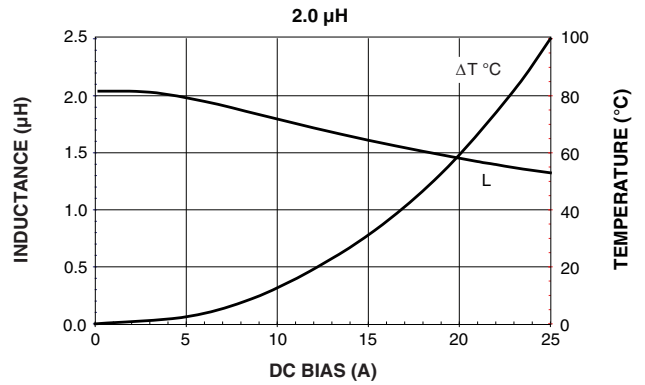
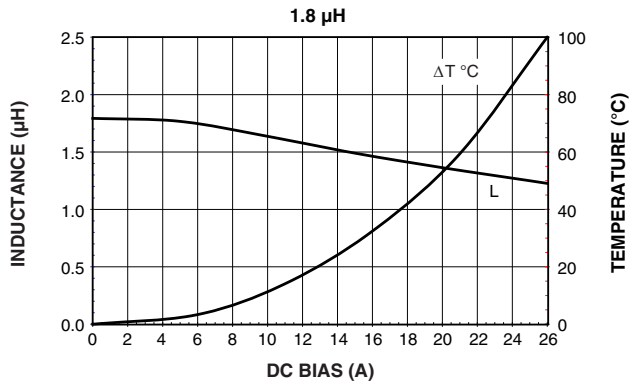


PERFORMANCE GRAPHS



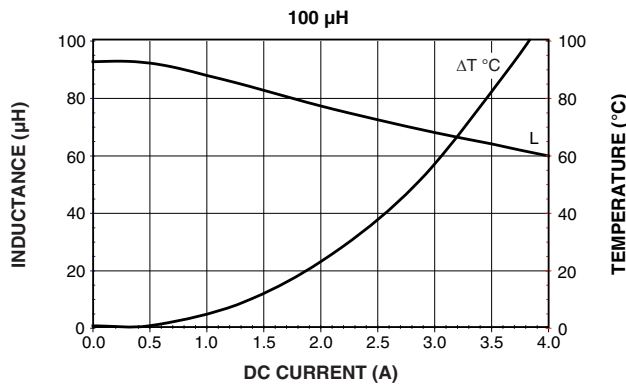
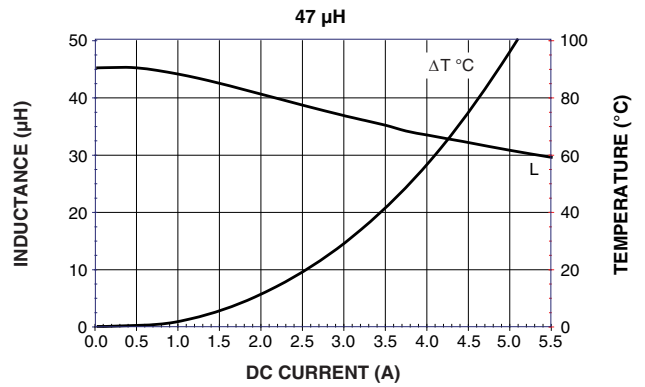
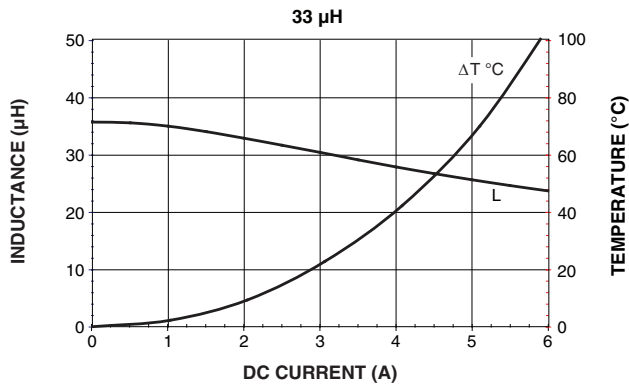


PERFORMANCE GRAPHS





PERFORMANCE GRAPHS





Disclaimer

ALL PRODUCT, PRODUCT SPECIFICATIONS AND DATA ARE SUBJECT TO CHANGE WITHOUT NOTICE TO IMPROVE RELIABILITY, FUNCTION OR DESIGN OR OTHERWISE.

Vishay Intertechnology, Inc., its affiliates, agents, and employees, and all persons acting on its or their behalf (collectively, "Vishay"), disclaim any and all liability for any errors, inaccuracies or incompleteness contained in any datasheet or in any other disclosure relating to any product.

Vishay makes no warranty, representation or guarantee regarding the suitability of the products for any particular purpose or the continuing production of any product. To the maximum extent permitted by applicable law, Vishay disclaims (i) any and all liability arising out of the application or use of any product, (ii) any and all liability, including without limitation special, consequential or incidental damages, and (iii) any and all implied warranties, including warranties of fitness for particular purpose, non-infringement and merchantability.

Statements regarding the suitability of products for certain types of applications are based on Vishay's knowledge of typical requirements that are often placed on Vishay products in generic applications. Such statements are not binding statements about the suitability of products for a particular application. It is the customer's responsibility to validate that a particular product with the properties described in the product specification is suitable for use in a particular application. Parameters provided in datasheets and / or specifications may vary in different applications and performance may vary over time. All operating parameters, including typical parameters, must be validated for each customer application by the customer's technical experts. Product specifications do not expand or otherwise modify Vishay's terms and conditions of purchase, including but not limited to the warranty expressed therein.

Hyperlinks included in this datasheet may direct users to third-party websites. These links are provided as a convenience and for informational purposes only. Inclusion of these hyperlinks does not constitute an endorsement or an approval by Vishay of any of the products, services or opinions of the corporation, organization or individual associated with the third-party website. Vishay disclaims any and all liability and bears no responsibility for the accuracy, legality or content of the third-party website or for that of subsequent links.

Vishay products are not designed for use in life-saving or life-sustaining applications or any application in which the failure of the Vishay product could result in personal injury or death unless specifically qualified in writing by Vishay. Customers using or selling Vishay products not expressly indicated for use in such applications do so at their own risk. Please contact authorized Vishay personnel to obtain written terms and conditions regarding products designed for such applications.

No license, express or implied, by estoppel or otherwise, to any intellectual property rights is granted by this document or by any conduct of Vishay. Product names and markings noted herein may be trademarks of their respective owners.