

SMD Power Inductor CDRH5D28R/HP



Description

- Ferrite drum core construction.
- Magnetically shielded.
- L × W × H: 6.3 × 6.2 × 3.0 mm Max.
- Product weight: 0.4g(Ref.)
- Moisture Sensitivity Level: 1
- RoHS compliance.

Environmental Data

- Operating temperature range: -40°C ~ +105°C (including coil's self temperature rise)
- Storage temperature range: -40°C ~ +105°C
- Solder reflow temperature: 260 °C peak.

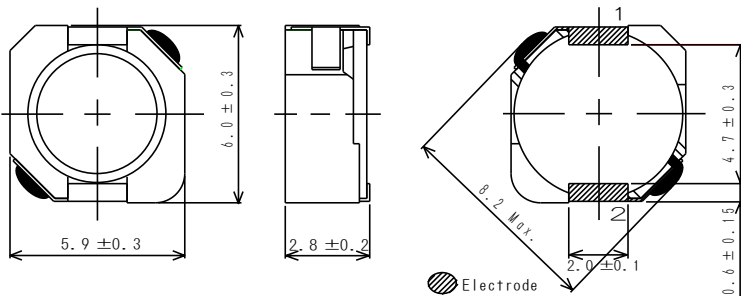
Packaging

- Carrier tape and reel packaging
- 13.0" diameter reel
- 2000pcs per reel

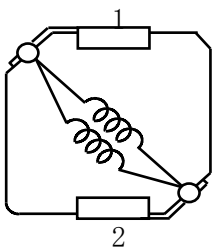
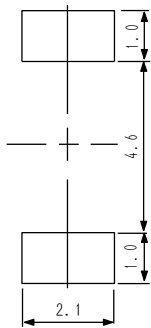
Applications

- Ideally used in Notebook PC, HDD, DSC/DVC, LCD TV, Game machine etc. as DC-DC converter inductors.

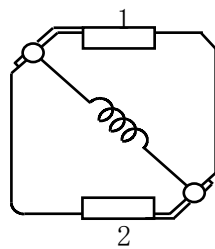
Dimension - [mm]



Land pattern and Schematics - [mm]



(2.2µH~10µH)



(12µH~47µH)



Electrical Characteristics

Part Name	Stamp	Inductance (μH) [within] ※1	D.C.R. (m Ω) [Max.] (Typ.) (at 20°C)	Saturation Current (A) ※2		Temperature Rise Current (A) ※3
				at 20°C	at 105°C	
CDRH5D28RHPNP-2R2NC	2R2	2.2 \pm 25%	24.8(19.8)	5.50	4.50	3.80
CDRH5D28RHPNP-3R0NC	3R0	3.0 \pm 25%	31.8(25.4)	4.70	3.90	3.35
CDRH5D28RHPNP-4R7NC	4R7	4.7 \pm 25%	43.1(34.5)	3.70	3.05	2.80
CDRH5D28RHPNP-5R6NC	5R6	5.6 \pm 25%	47.9(38.3)	3.30	2.65	2.70
CDRH5D28RHPNP-6R8NC	6R8	6.8 \pm 25%	61.3(49.0)	3.10	2.55	2.50
CDRH5D28RHPNP-8R2NC	8R2	8.2 \pm 25%	88.4(70.7)	2.70	2.30	1.90
CDRH5D28RHPNP-100MC	100	10.0 \pm 20%	93.0(74.4)	2.45	2.05	1.85
CDRH5D28RHPNP-120MC	120	12.0 \pm 20%	115(92.1)	2.30	2.00	1.60
CDRH5D28RHPNP-150MC	150	15.0 \pm 20%	144(115)	2.05	1.65	1.40
CDRH5D28RHPNP-180MC	180	18.0 \pm 20%	161(128)	1.90	1.55	1.35
CDRH5D28RHPNP-220MC	220	22.0 \pm 20%	213(171)	1.75	1.42	1.20
CDRH5D28RHPNP-270MC	270	27.0 \pm 20%	277(221)	1.60	1.30	1.00
CDRH5D28RHPNP-330MC	330	33.0 \pm 20%	314(251)	1.35	1.10	0.90
CDRH5D28RHPNP-470MC	470	47.0 \pm 20%	379(303)	1.20	1.00	0.85

※1. Inductance measuring condition: at 100kHz.

※2. Saturation current: The value of D.C. current when the inductance decreases to 65% of it's nominal value.

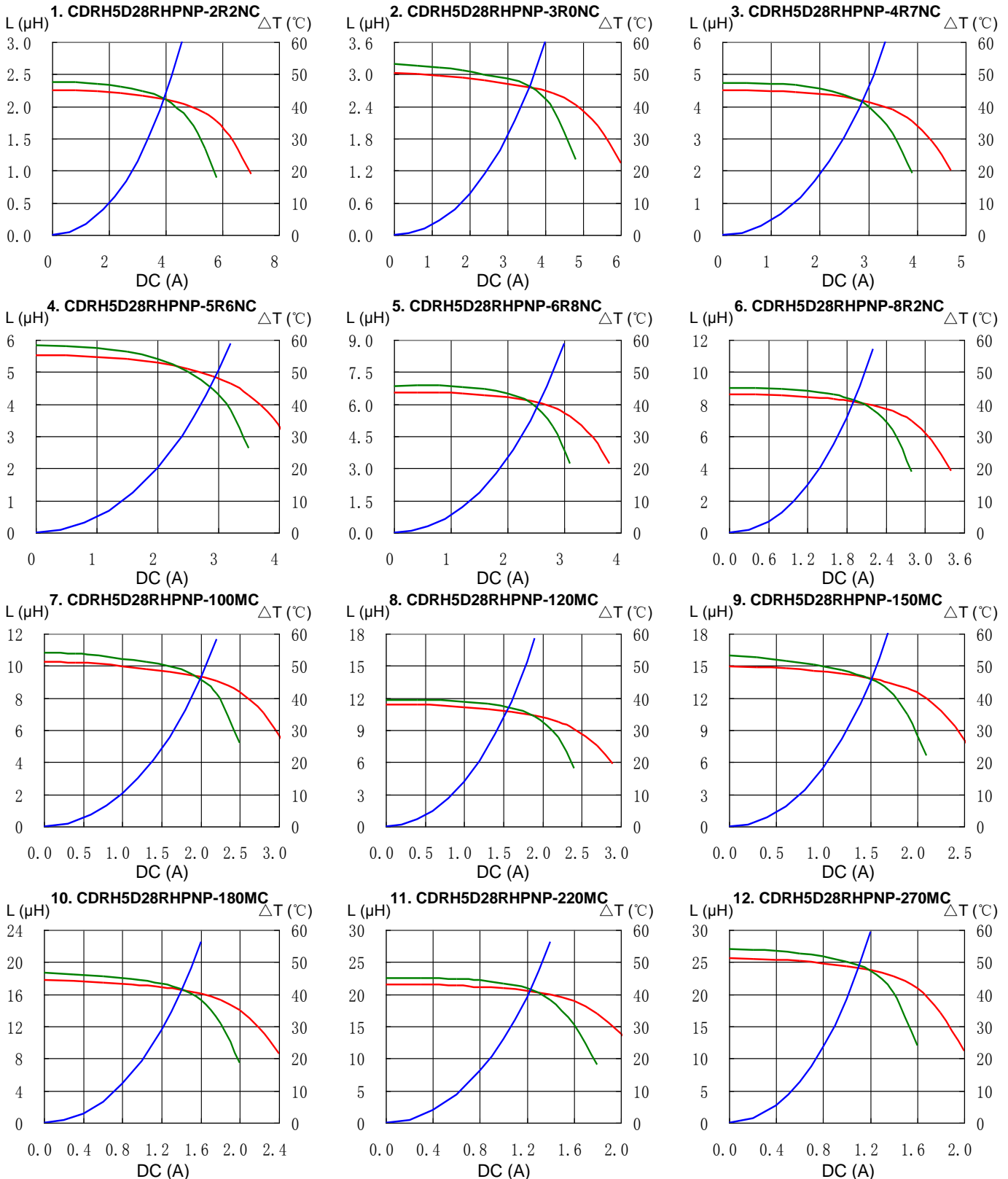
※3. Temperature rise current: The value of D.C. current when the temperature rise is $\Delta t=40^\circ\text{C}$ ($T_a=20^\circ\text{C}$).

SMD Power Inductor CDRH5D28R/HP




Saturation Current & Temperature Rise Graph

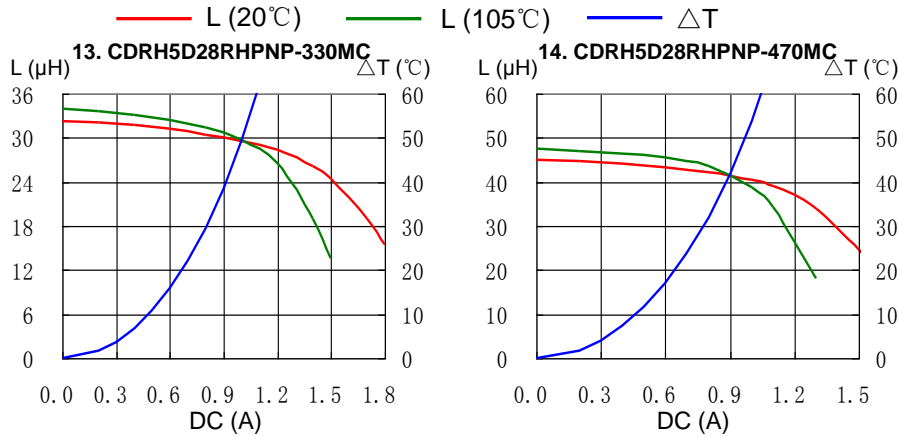
— L (20°C) — L (105°C) — ΔT



SMD Power Inductor CDRH5D28R/HP

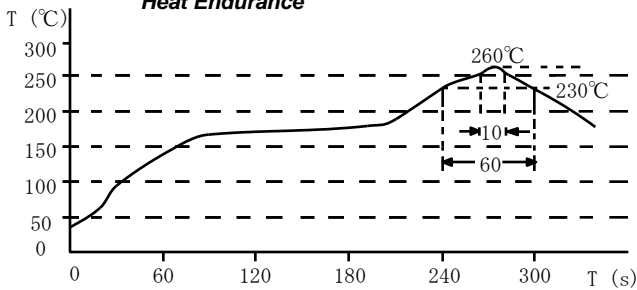


Saturation Current & Temperature Rise Graph

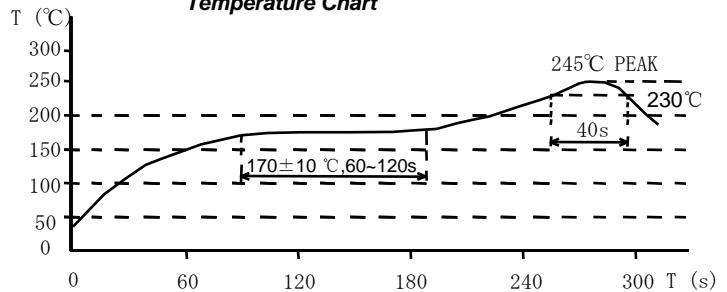


Solder Reflow Condition

Heat Endurance



Temperature Chart



Please refer to the sales offices on our website - <http://www.sumida.com>

Hong Kong

Tel.+852-2880-6781
FAX.+852-2565-9600
sales@hk.sumida.com

Saitama(Japan)

Tel.+81-48-691-7300
FAX.+81-48-691-7340
sales@jp.sumida.com

Chicago

Tel.+1-847-545-6700
FAX. +1-847-545-6720
sales@us.sumida.com

Shanghai

Tel.+86-21-5836-3299
FAX.+86-21-5836-3266
shanghai.sales@cn.sumida.com

Seoul

Tel.+82-2-6237-0777
FAX.+82-2-6237-0778
sales@kr.sumida.com

Obernzell

Tel.+49-8591-937-0
FAX. +49-8591-937-103
contact@eu.sumida.com

Shenzhen

Tel.+86-755-8291-0228
FAX.+86-755-8291-0338
shenzhen.sales@cn.sumida.com

Singapore

Tel.+65-6296-3388
FAX.+65-6841-4426
sales@sg.sumida.com

Neumarkt

Tel.+49-9181-4509-110
FAX. +49-9181-4509-310
infocomp@eu.sumida.com

Taipei

Tel.+886-2-8751-2737
FAX.+886-2-8751-2738
sales@tw.sumida.com

San Jose

Tel.+1-408-321-9660
FAX.+1-408-321-9308
sales@us.sumida.com