


# PIN Power Inductor RCR-875D



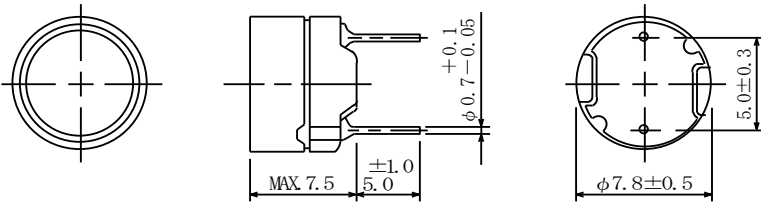
## Description

- Ferrite drum core construction.
- Magnetically shielded.
- L × W × H: 8.3 × 8.3 × 7.5mm Max.
- Product weight: 1.3g(Ref.)
- Moisture Sensitivity Level: 1
- RoHS compliance.

## Environmental Data

- Operating temperature range: -40°C~+85°C  
(including coil's self temperature rise)
- Storage temperature range: -40°C~+85°C

## Dimension - [mm]



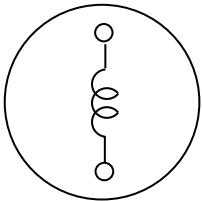
## Packaging


- Box packaging.

## Applications

- Ideally used in Printers, LCD TV, DVD, Copy Machine, Mainboard of the compounding machines etc. as DC-DC Converter inductors.

## Schematics - [mm]






### Electrical Characteristics

Part Name	Stamp	Inductance ( $\mu\text{H}$ ) [Within] ※1	D.C.R. ( $\Omega$ ) [Max.] at 20°C	Rated Current (mA) ※2
RCR875DNP-1R2L	1R2L	1.2 $\mu\text{H} \pm 15\%$	18 m	4140
RCR875DNP-1R7L	1R7L	1.7 $\mu\text{H} \pm 15\%$	22 m	3750
RCR875DNP-2R3L	2R3L	2.3 $\mu\text{H} \pm 15\%$	25 m	3450
RCR875DNP-3R0L	3R0L	3.0 $\mu\text{H} \pm 15\%$	28m	3250
RCR875DNP-3R9L	3R9L	3.9 $\mu\text{H} \pm 15\%$	31m	3080
RCR875DNP-4R7L	4R7L	4.7 $\mu\text{H} \pm 15\%$	35m	2940
RCR875DNP-5R6L	5R6L	5.6 $\mu\text{H} \pm 15\%$	39m	2820
RCR875DNP-7R0L	7R0L	7.0 $\mu\text{H} \pm 15\%$	43m	2680
RCR875DNP-8R2L	8R2L	8.2 $\mu\text{H} \pm 15\%$	47m	2550
RCR875DNP-100L	100L	10 $\mu\text{H} \pm 15\%$	50m	2400
RCR875DNP-120L	120L	12 $\mu\text{H} \pm 15\%$	54m	2250
RCR875DNP-150L	150L	15 $\mu\text{H} \pm 15\%$	62m	1950
RCR875DNP-180L	180L	18 $\mu\text{H} \pm 15\%$	71m	1780
RCR875DNP-220L	220L	22 $\mu\text{H} \pm 15\%$	0.08	1600
RCR875DNP-270L	270L	27 $\mu\text{H} \pm 15\%$	0.10	1400
RCR875DNP-330L	330L	33 $\mu\text{H} \pm 15\%$	0.14	1300
RCR875DNP-390L	390L	39 $\mu\text{H} \pm 15\%$	0.15	1200
RCR875DNP-470L	470L	47 $\mu\text{H} \pm 15\%$	0.17	1100
RCR875DNP-560K	560K	56 $\mu\text{H} \pm 10\%$	0.19	990
RCR875DNP-680K	680K	68 $\mu\text{H} \pm 10\%$	0.21	890
RCR875DNP-820K	820K	82 $\mu\text{H} \pm 10\%$	0.27	810
RCR875DNP-101K	101K	100 $\mu\text{H} \pm 10\%$	0.32	740
RCR875DNP-121K	121K	120 $\mu\text{H} \pm 10\%$	0.36	670
RCR875DNP-151K	151K	150 $\mu\text{H} \pm 10\%$	0.51	600
RCR875DNP-181K	181K	180 $\mu\text{H} \pm 10\%$	0.57	550
RCR875DNP-221K	221K	220 $\mu\text{H} \pm 10\%$	0.76	500
RCR875DNP-271K	271K	270 $\mu\text{H} \pm 10\%$	0.86	450
RCR875DNP-331K	331K	330 $\mu\text{H} \pm 10\%$	0.97	410
RCR875DNP-391K	391K	390 $\mu\text{H} \pm 10\%$	1.28	370
RCR875DNP-471K	471K	470 $\mu\text{H} \pm 10\%$	1.44	340
RCR875DNP-561K	561K	560 $\mu\text{H} \pm 10\%$	1.61	310
RCR875DNP-681K	681K	680 $\mu\text{H} \pm 10\%$	2.07	280
RCR875DNP-821K	821K	820 $\mu\text{H} \pm 10\%$	2.33	260
RCR875DNP-102K	102K	1.0 mH $\pm 10\%$	2.72	230
RCR875DNP-122K	122K	1.2 mH $\pm 10\%$	3.98	210
RCR875DNP-152K	152K	1.5 mH $\pm 10\%$	4.50	190
RCR875DNP-182K	182K	1.8 mH $\pm 10\%$	6.81	170
RCR875DNP-222K	222K	2.2 mH $\pm 10\%$	7.56	160
RCR875DNP-272K	272K	2.7 mH $\pm 10\%$	8.54	140
RCR875DNP-332K	332K	3.3 mH $\pm 10\%$	9.74	130
RCR875DNP-392K	392K	3.9 mH $\pm 10\%$	12.9	120
RCR875DNP-472K	472K	4.7 mH $\pm 10\%$	14.7	110
RCR875DNP-562K	562K	5.6 mH $\pm 10\%$	20.4	99
RCR875DNP-682K	682K	6.8 mH $\pm 10\%$	23.0	89
RCR875DNP-822K	822K	8.2 mH $\pm 10\%$	30.6	81
RCR875DNP-103K	103K	10 mH $\pm 10\%$	35.0	74

※1: Inductance Measuring frequency: 100 $\mu\text{H} \sim 10 \text{ mH}$ (1kHz); 1.2 $\mu\text{H} \sim 82\mu\text{H}$ ( 2.52 MHz)

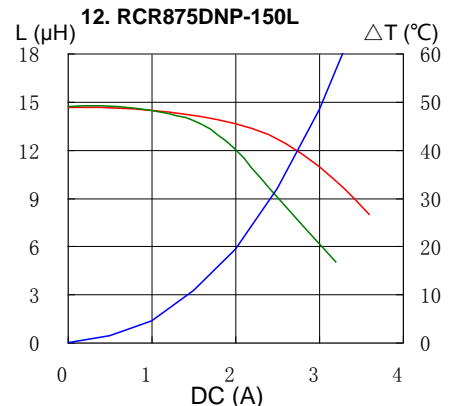
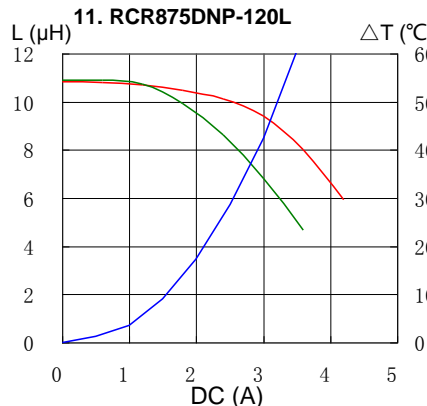
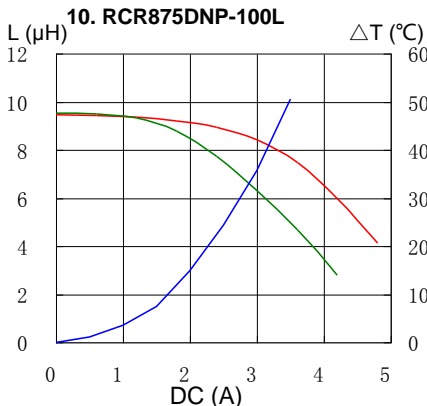
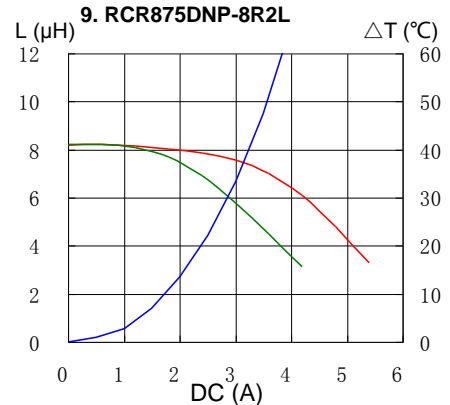
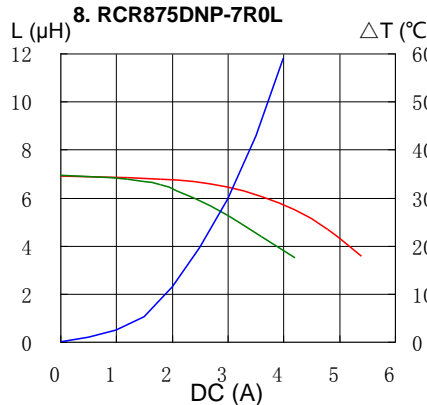
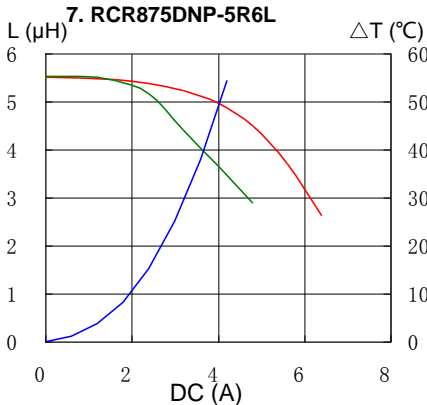
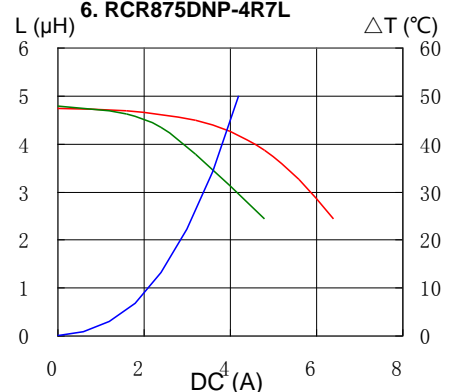
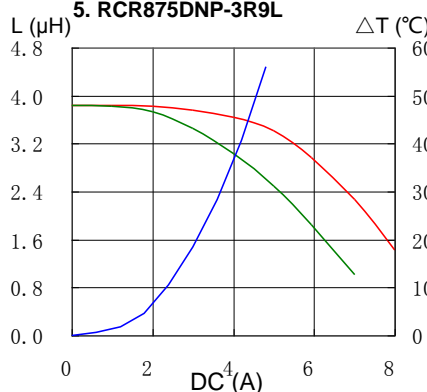
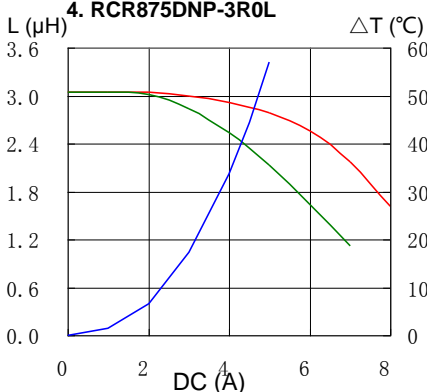
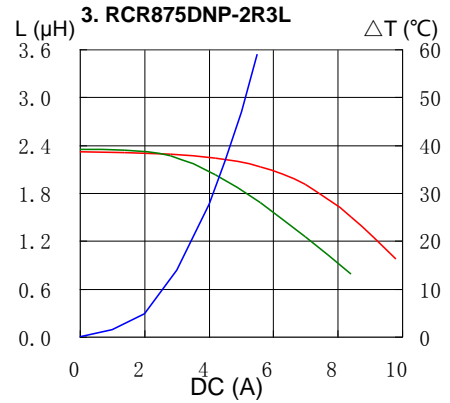
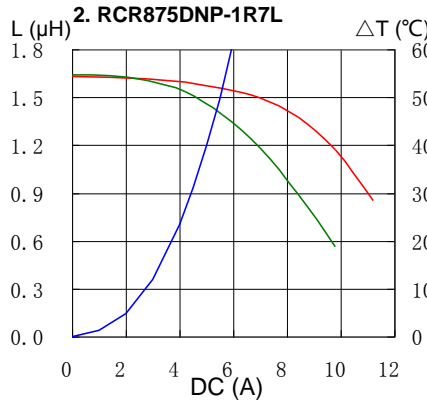
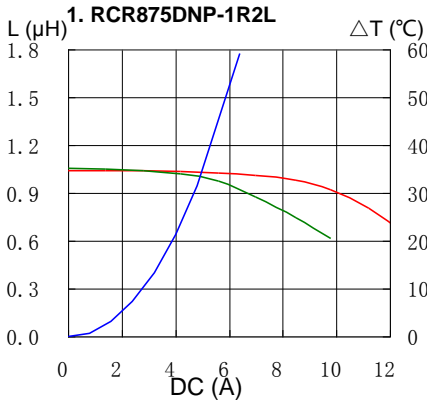
※2:Rated current: The DC current at which the inductance decreases 90% of it's initial value or when  $\Delta t=40^\circ\text{C}$ ,whichever is lower (Ta=20°C).

# PIN Power Inductor RCR-875D




## Saturation Current & Temperature Rise Graph

— L (20°C) — L (100°C) —  $\Delta T$

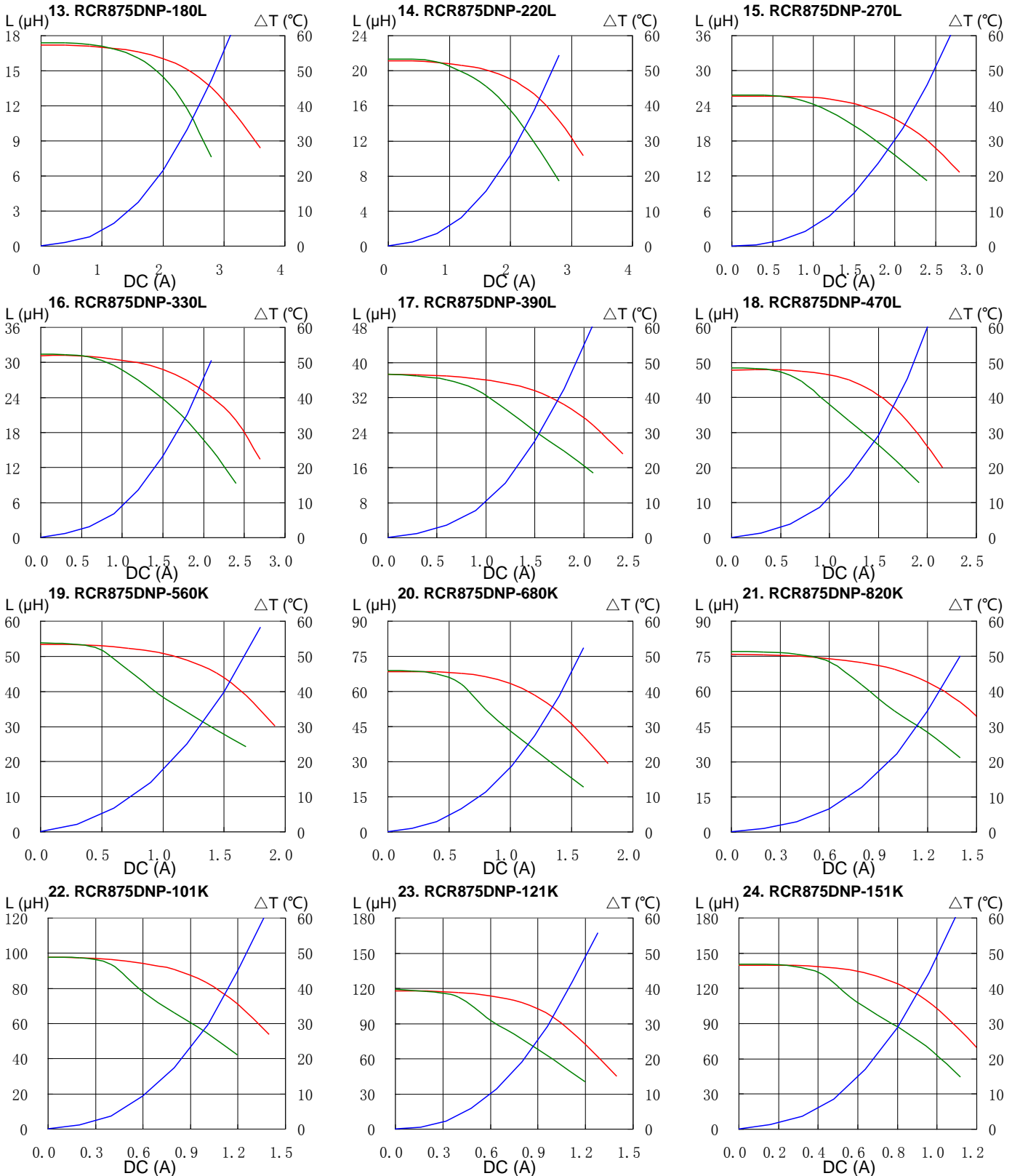


# PIN Power Inductor RCR-875D




## Saturation Current & Temperature Rise Graph

— L (20°C) — L (100°C) —  $\Delta T$

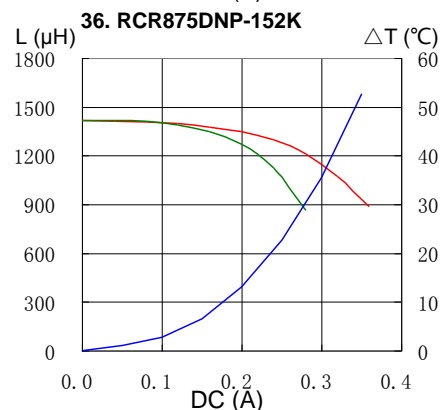
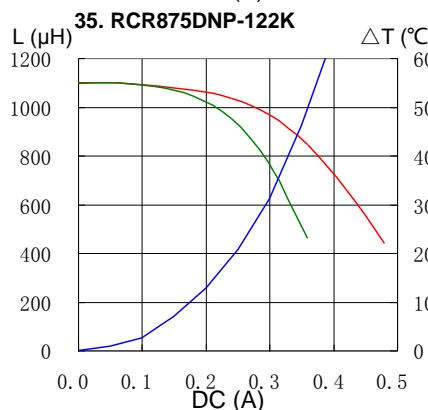
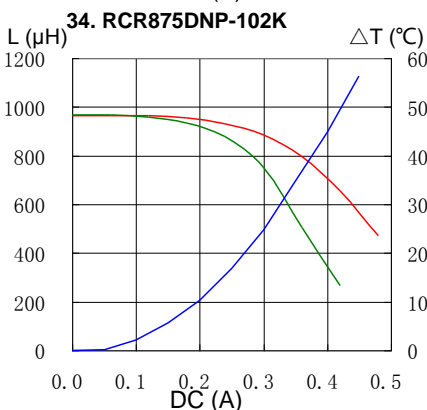
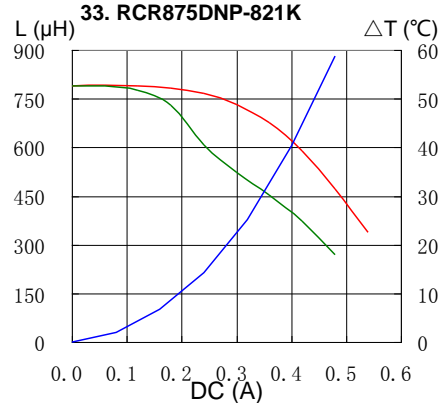
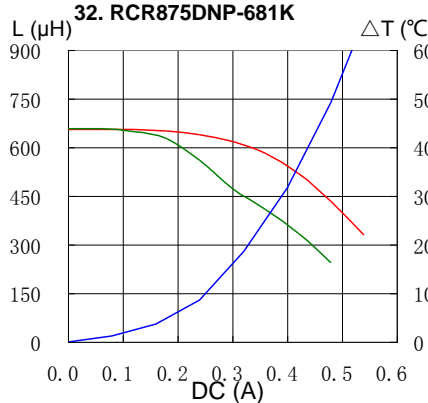
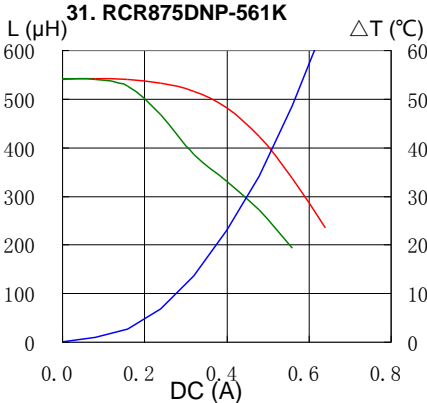
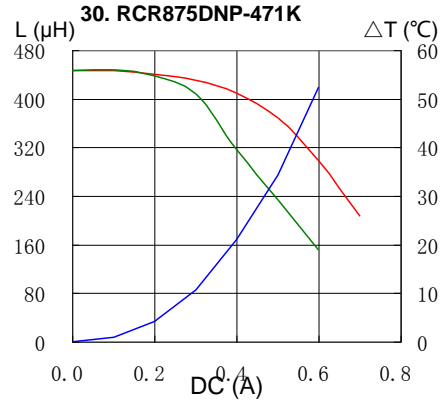
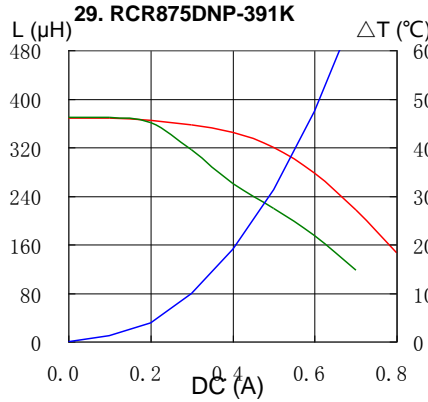
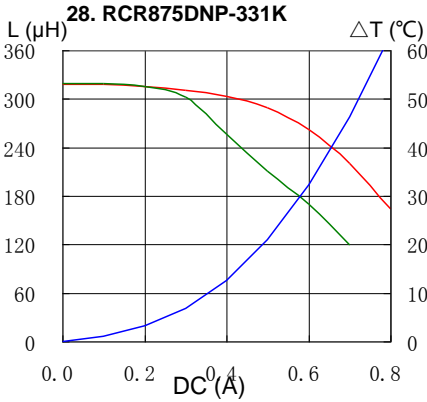
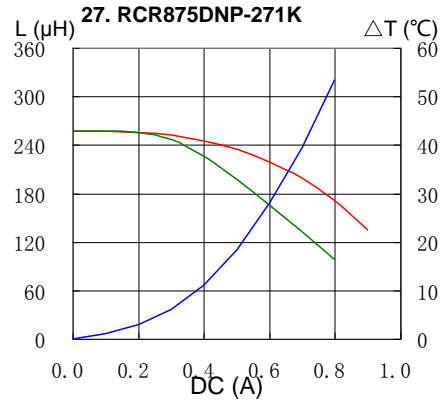
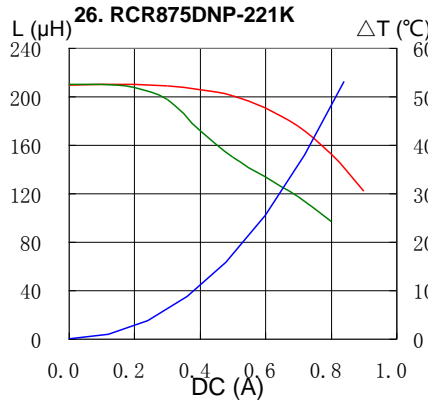
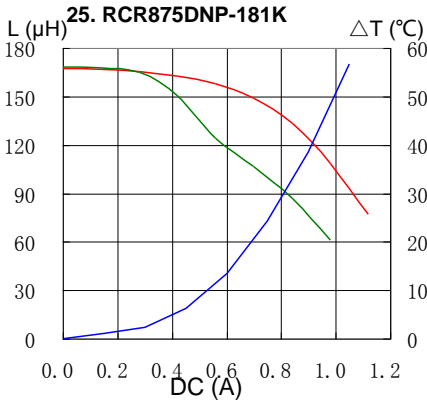


# PIN Power Inductor RCR-875D




## Saturation Current & Temperature Rise Graph

— L (20°C) — L (100°C) —  $\Delta T$

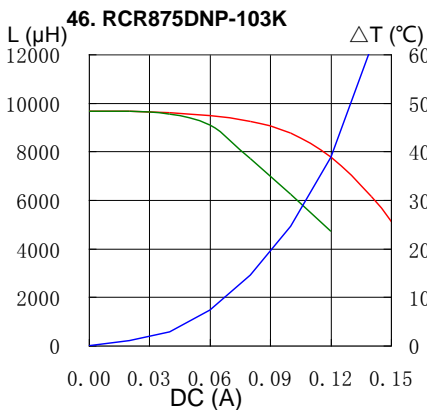
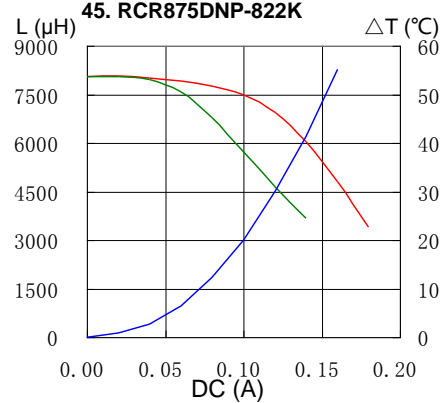
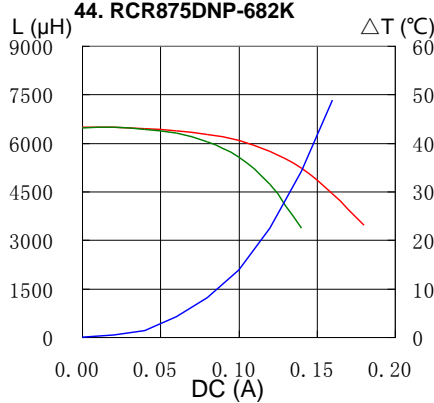
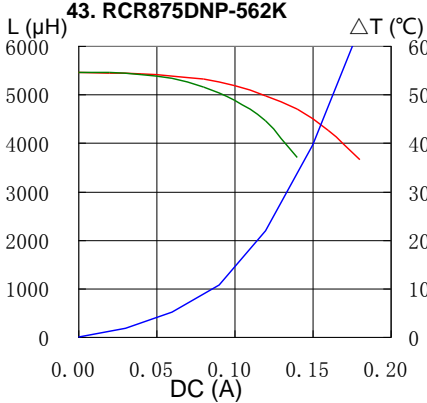
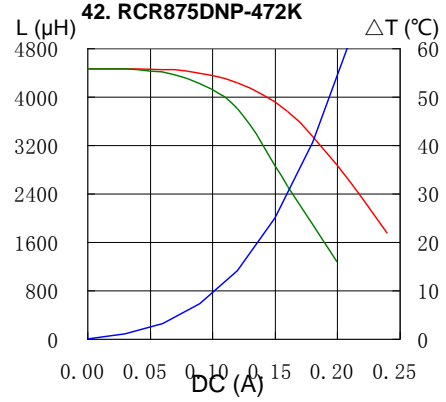
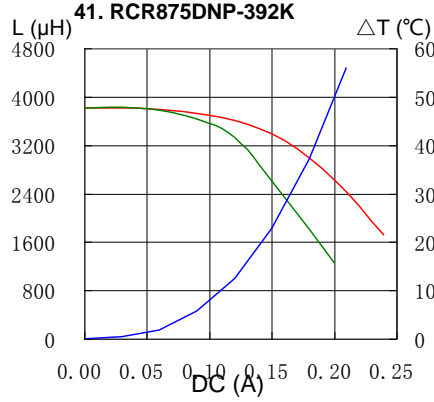
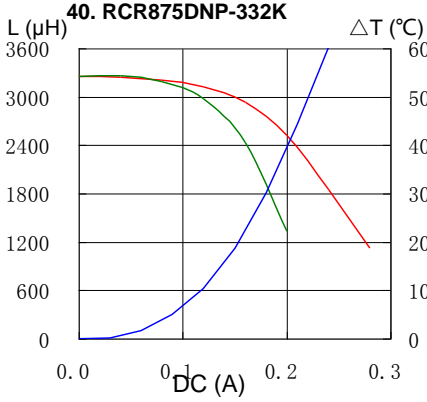
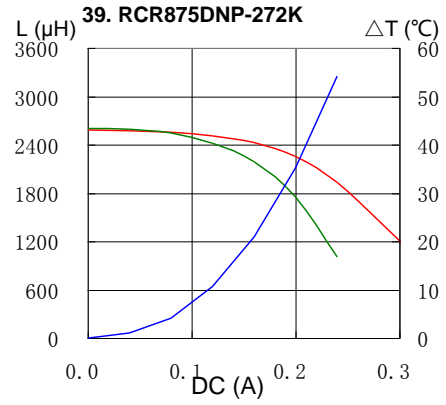
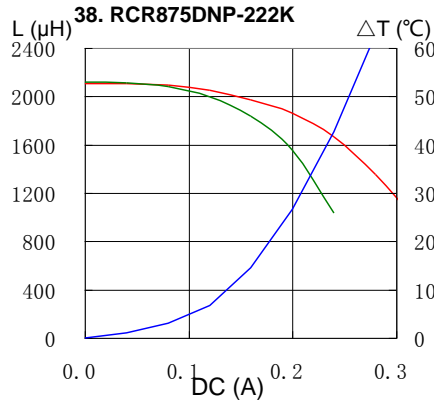
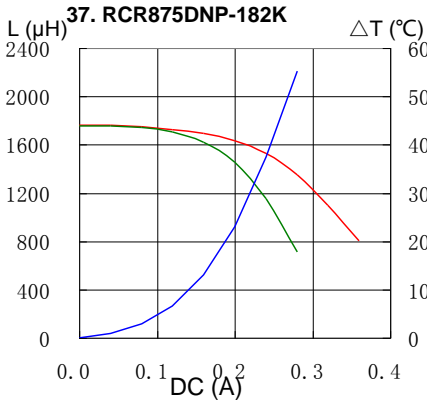


# PIN Power Inductor RCR-875D




## Saturation Current & Temperature Rise Graph

— L (20°C) — L (100°C) —  $\Delta T$



# PIN Power Inductor RCR-875D



Please refer to the sales offices on our website - <http://www.sumida.com>

## Hong Kong

Tel.+852-2880-6781  
FAX.+852-2565-9600  
[sales@hk.sumida.com](mailto:sales@hk.sumida.com)

## Saitama(Japan)

Tel.+81-48-691-7300  
FAX.+81-48-691-7340  
[sales@jp.sumida.com](mailto:sales@jp.sumida.com)

## Chicago

Tel.+1-847-545-6700  
FAX. +1-847-545-6720  
[sales@us.sumida.com](mailto:sales@us.sumida.com)

## Shanghai

Tel.+86-21-5836-3299  
FAX.+86-21-5836-3266  
[shanghai.sales@cn.sumida.com](mailto:shanghai.sales@cn.sumida.com)

## Seoul

Tel.+82-2-6237-0777  
FAX.+82-2-6237-0778  
[sales@kr.sumida.com](mailto:sales@kr.sumida.com)

## Obernzell

Tel.+49-8591-937-0  
FAX. +49-8591-937-103  
[contact@eu.sumida.com](mailto:contact@eu.sumida.com)

## Shenzhen

Tel.+86-755-8291-0228  
FAX.+86-755-8291-0338  
[shenzhen.sales@cn.sumida.com](mailto:shenzhen.sales@cn.sumida.com)

## Singapore

Tel.+65-6296-3388  
FAX.+65-6841-4426  
[sales@sg.sumida.com](mailto:sales@sg.sumida.com)

## Neumarkt

Tel.+49-9181-4509-110  
FAX. +49-9181-4509-310  
[infocomp@eu.sumida.com](mailto:infocomp@eu.sumida.com)

## Taipei

Tel.+886-2-8751-2737  
FAX.+886-2-8751-2738  
[sales@tw.sumida.com](mailto:sales@tw.sumida.com)

## San Jose

Tel.+1-408-321-9660  
FAX.+1-408-321-9308  
[sales@us.sumida.com](mailto:sales@us.sumida.com)