


SMD Power Inductor CDRH26D11



Description

- Ferrite drum core construction.
- Magnetically shielded.
- L × W × H: 3.1 × 2.8 × 1.2 mm Max.
- Product weight: 30mg(Ref.)
- Moisture Sensitivity Level: 1
- RoHS compliance.

Environmental Data

- Operating temperature range: -40°C~+105°C (including coil's self temperature rise)
- Storage temperature range: -40°C~+105°C
- Solder reflow temperature: 260 °C peak.

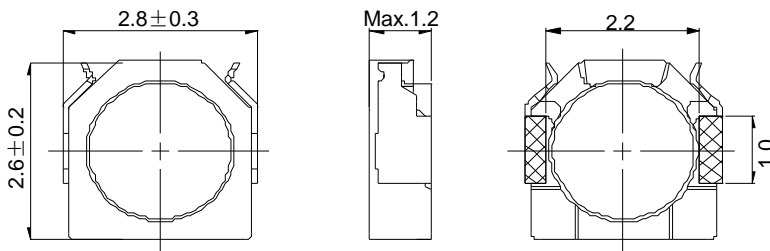
Packaging

- Carrier tape and reel packaging
- 7.0" diameter reel
- 3000pcs per reel

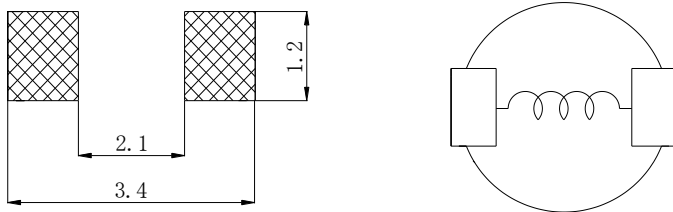
Applications

- Ideally used in Mobilephone, PDA, MP3, DSC/DVC, etc. as DC-DC converter inductors.

Dimension - [mm]




Land pattern and Schematics - [mm]



SMD Power Inductor

CDRH26D11



Electrical Characteristics


Part No.	Stamp	Inductance [μH] [within] ※1	D.C.R. (mΩ) [Max.] (Typ.) (at 20°C)	Saturation Current (A) ※2		Temperature Rise Current (A) ※3
				at 20°C	at 105°C	
CDRH26D11NP-1R0NC	A	1.0±30%	67.5(54.0)	1.30	1.05	1.70
CDRH26D11NP-1R5PC	B	1.5±25%	77.5(62.0)	1.20	0.98	1.60
CDRH26D11NP-2R2PC	C	2.2±25%	111(81.1)	0.98	0.85	1.25
CDRH26D11NP-2R7PC	D	2.7±25%	122(97.7)	0.88	0.74	1.15
CDRH26D11NP-3R3PC	E	3.3±25%	135(108)	0.75	0.65	1.05
CDRH26D11NP-4R7PC	F	4.7±25%	225(180)	0.64	0.52	0.80
CDRH26D11NP-5R6PC	G	5.6±25%	261(209)	0.59	0.50	0.75
CDRH26D11NP-6R8PC	H	6.8±25%	280(224)	0.56	0.45	0.70
CDRH26D11NP-8R2PC	I	8.2±25%	386(309)	0.47	0.40	0.60
CDRH26D11NP-100PC	J	10±25%	431(345)	0.44	0.38	0.52
CDRH26D11NP-120PC	K	12±25%	601(481)	0.39	0.33	0.43
CDRH26D11NP-150PC	L	15±25%	694(555)	0.36	0.31	0.40

※1. Inductance measuring condition: at 100kHz.

※2. Saturation current: The value of D.C. current when the inductance decreases to 70% of it's nominal value.

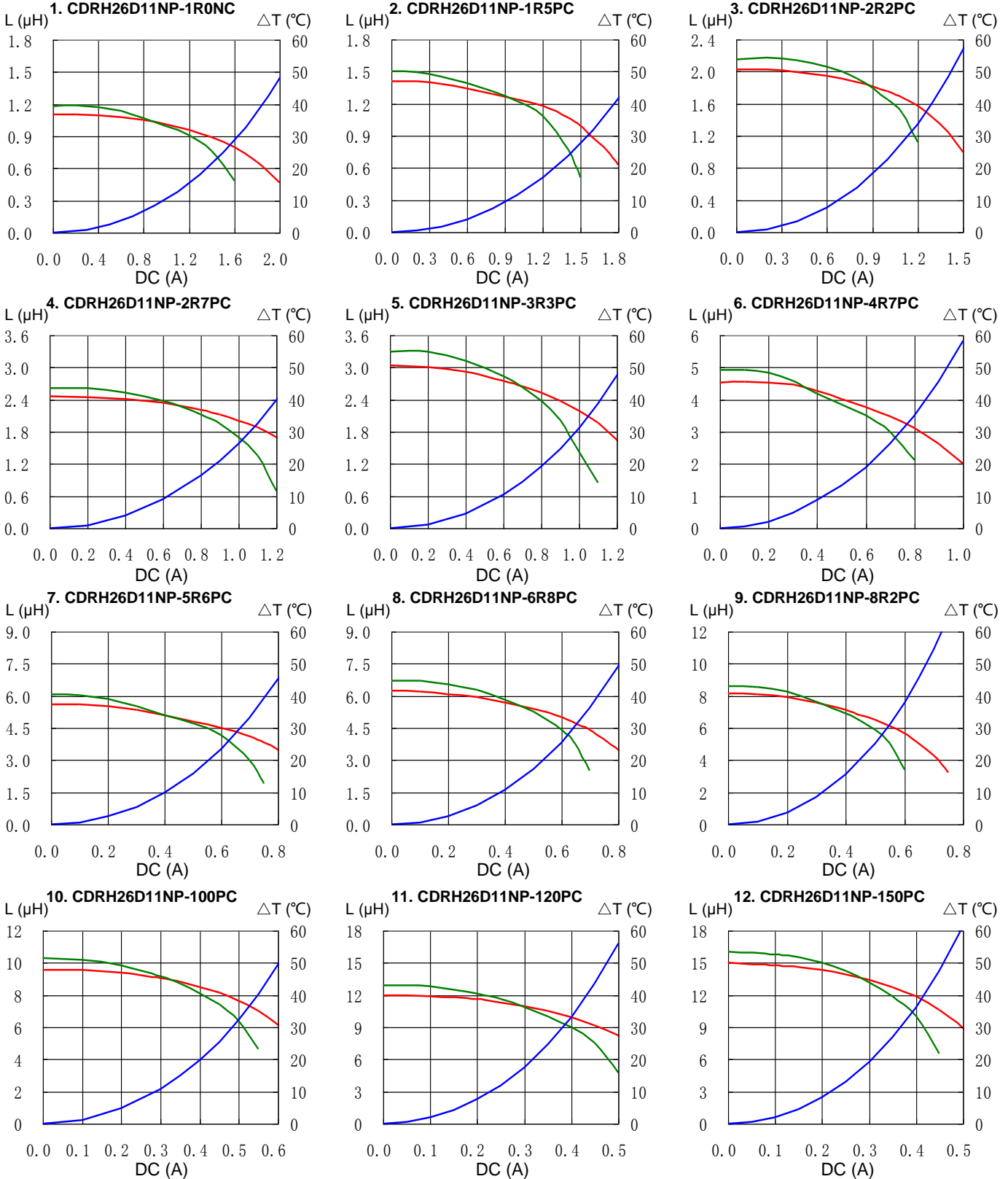
※3. Temperature rise current: The value of D.C. current when the temperature rise is $\Delta t=40^{\circ}\text{C}$ ($T_a=20^{\circ}\text{C}$).

SMD Power Inductor CDRH26D11




Saturation Current & Temperature Rise Graph

— L (20°C) — L (105°C) — ΔT

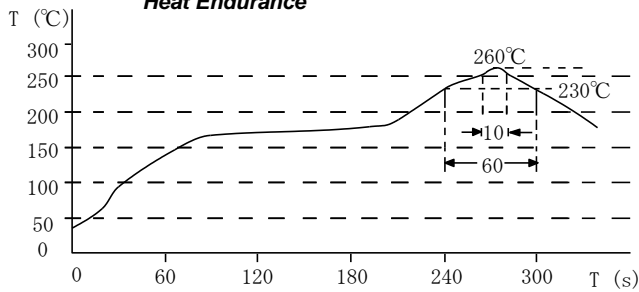


SMD Power Inductor CDRH26D11

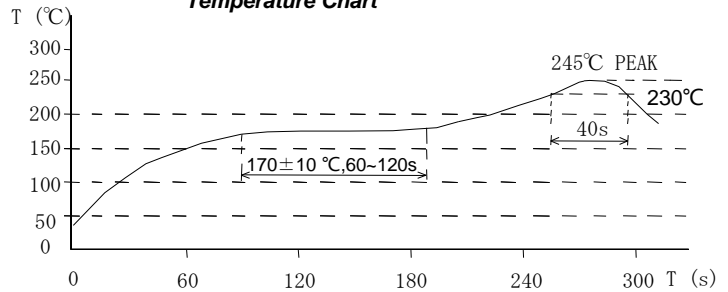


Solder Reflow Condition

Heat Endurance



Temperature Chart



Please refer to the sales offices on our website - <http://www.sumida.com>

Hong Kong

Tel.+852-2880-6781
FAX.+852-2565-9600
sales@hk.sumida.com

Saitama(Japan)

Tel.+81-48-691-7300
FAX.+81-48-691-7340
sales@jp.sumida.com

Chicago

Tel.+1-847-545-6700
FAX. +1-847-545-6720
sales@us.sumida.com

Shanghai

Tel.+86-21-5836-3299
FAX.+86-21-5836-3266
shanghai.sales@cn.sumida.com

Seoul

Tel.+82-2-6237-0777
FAX.+82-2-6237-0778
sales@kr.sumida.com

Obernzell

Tel.+49-8591-937-0
FAX. +49-8591-937-103
contact@eu.sumida.com

Shenzhen

Tel.+86-755-8291-0228
FAX.+86-755-8291-0338
shenzhen.sales@cn.sumida.com

Singapore

Tel.+65-6296-3388
FAX.+65-6841-4426
sales@sg.sumida.com

Neumarkt

Tel.+49-9181-4509-110
FAX. +49-9181-4509-310
infocomp@eu.sumida.com

Taipei

Tel.+886-2-8751-2737
FAX.+886-2-8751-2738
sales@tw.sumida.com

San Jose

Tel.+1-408-321-9660
FAX.+1-408-321-9308
sales@us.sumida.com