

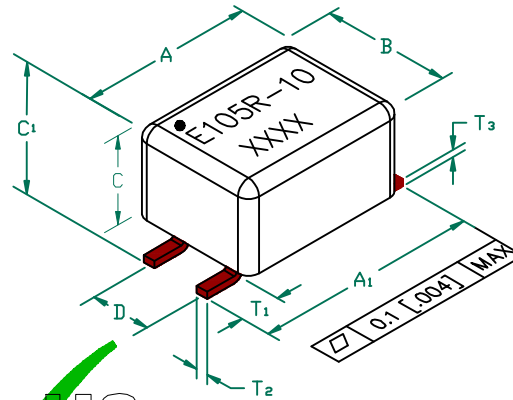


CC2824E105R-10

UNCONTROLLED DOCUMENT

ELECTRICAL SPECIFICATION @ 25°C
OPERATING TEMPERATURE RANGE: 0°C TO +125°C

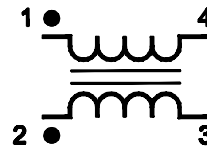
| PARAMETER SYMBOL | TEST LEADS | CONDITIONS | REQUIREMENTS | | |
|---------------------|-----------------|----------------------|-----------------|------|------|
| | | | MIN | TYP | MAX |
| Lp (μH) | 1-4/2-3 | @ 100KHz/ 10mV | 700 | 1000 | 1500 |
| L LEAKAGE (μH) | 1-4 (s' 2-3) | @ 100KHz/ 10mV | | 0.20 | |
| TRP | | | 1 : 1 +/- 5% | | |
| DCR(Ω) | 1-4/2-3 | | | 0.20 | 0.26 |
| Hi-pot | wdg-wdg | (Vac) .5mA, 2sec. | 750 | | |
| RATED CURRENT (mA) | | | | | 700 |
| RATED VOLTAGE (Vdc) | | | | | 80 |



PHYSICAL DIMENSIONS:

| | | | |
|----------------|---------------|---|---------------|
| A | 7.50 [.295] | + | MAX. |
| A ₁ | 9.00 [.354] | + | 0.40 [.016] |
| B | 5.50 [.217] | + | MAX. |
| C | 3.80 [.150] | + | MAX. |
| C ₁ | 4.90 [.193] | + | MAX. |
| D | 2.54 [.100] | + | 0.10 [.004] |
| T ₁ | 1.75 [.069] | + | TYP. |
| T ₂ | 0.50 [.020] | + | 0.10 [.004] |
| T ₃ | 0.30 [.012] | + | 0.10 [.004] |

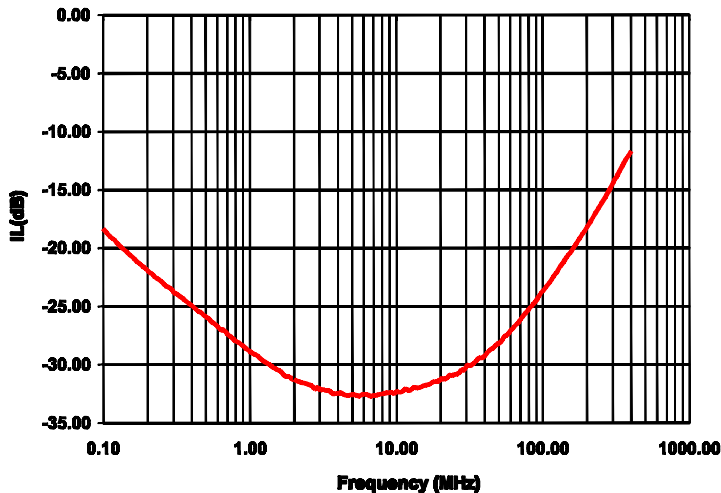
WEIGHT/1000 0.28 kgs [.62 Lbs]



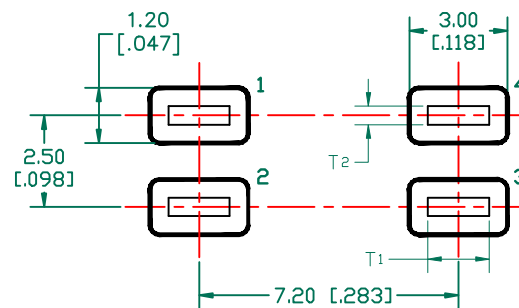
NOTES: UNLESS OTHERWISE SPECIFIED

1. TAPED AND REELED ON 13" REELS, 1500 PCS/REEL.
2. OPEN BOTTOM CONSTRUCTION.

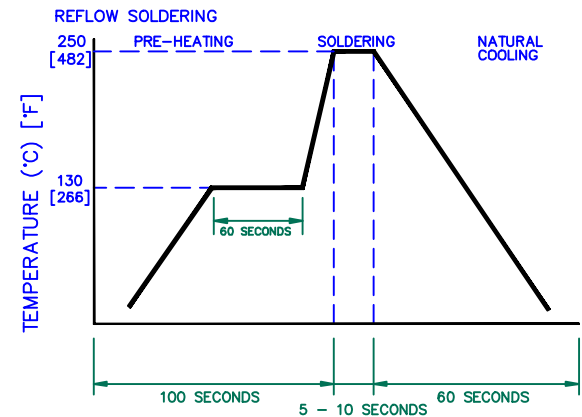
Typical Insertion Loss @ 50 ohm



LAND PATTERNS FOR REFLOW SOLDERING



RECOMMENDED SOLDERING CONDITIONS



| DIMENSIONS ARE IN mm [INCHES]. | | | | This print is the property of Laird Tech. and is loaned in confidence subject to return upon request and with the understanding that no copies shall be made without the written consent of Laird Tech. All rights to design or invention are reserved. | | | |
|--------------------------------|------------------------------------|----------|-----|---|--------|------------|-----------|
| E | ADD RATING VOLTAGE | 07/25/13 | QIU | PROJECT/PART NUMBER: | REV | PART TYPE: | DRAWN BY: |
| D | CHANGE THE INDUCTANCE TEST VOLTAGE | 03/11/10 | JUN | CC2824E105R-10 | E | ASSEMBLY | JRK |
| C | UPDATE COMPANY LOGO | 05/08/07 | JRK | DATE: | SCALE: | NTS | SHEET: |
| B | UPDATE COMPANY LOGO | 05/08/07 | JRK | 06/07/05 | | | |
| A | ORIGINAL DRAFT | 06/07/05 | JRK | CAD # | TOOL # | | |
| REV | DESCRIPTION | DATE | INT | CC2824E105R-10-E | | | 1 of 1 |

