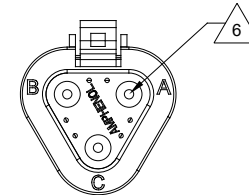
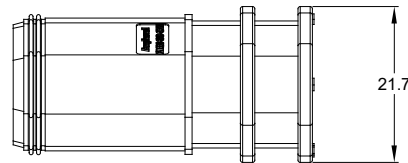
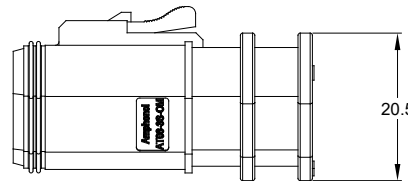
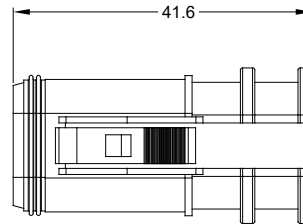
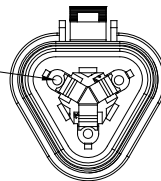


| REVISIONS |     |                                   |         |     |      |
|-----------|-----|-----------------------------------|---------|-----|------|
| REV       | ECO | DESCRIPTION                       | DATE    | BY  | APPR |
| A1        | -   | RELEASE                           | 5JUL17  | JAH | -    |
| A2        | -   | ADDED REDUCED DIAMETER SEAL P/N/S | 28JAN18 | JAH |      |
| A3        | -   | REVISED TITLE                     | 14JUN19 | JAH |      |



REQUIRES CONTACT RETENTION WEDGE AW3S



NOTES: UNLESS OTHERWISE SPECIFIED

- MATERIAL:  
HOUSING: PA66 GF15  
SEAL: SILICONE RUBBER
- MODIFICATIONS: FOR OVER MOLDING
- SPECIFICATIONS:  
3.1 CURRENT RATING: 13 AMPS  
3.2 OPERATING TEMPERATURE: -55°C TO +125°C  
3.3 DIELECTRIC WITHSTANDING VOLTAGE: LESS THAN 2 MILLIAMPS CURRENT LEAKAGE @ 1500 VOLTS AC.  
3.4 INSULATION RESISTANCE: 1000 MEGOHMS MIN @ 25°C.  
3.5 MOISTURE RESISTANCE: IP67 ( MATED CONDITION )  
3.6 MATING CYCLE DURABILITY: 100 CYCLES  
3.7 RoHS COMPLIANT
- MATING PART: AT04-3P\* RECEPTACLE  
(\* = MODIFICATIONS AND COLORS )
- ALL DIMENSIONS ARE FOR REFERENCE USE ONLY.

△ CONTACT SIZE AND REAR SEAL WIRE RANGE:

STANDARD SEAL

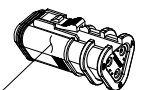
| CONTACT SIZE | MIN. INSUL O.D.   | MAX. INSUL O.D.   | TYPICAL WIRE RANGE |
|--------------|-------------------|-------------------|--------------------|
| 16           | 2.24 mm (.088 in) | 3.68 mm (.145 in) | 14 - 20 AWG        |

REDUCED DIAMETER SEAL

| CONTACT SIZE | MIN. INSUL O.D.   | MAX. INSUL O.D.   | TYPICAL WIRE RANGE |
|--------------|-------------------|-------------------|--------------------|
| 16           | 1.35 mm (.053 in) | 3.05 mm (.120 in) | 14 - 20 AWG        |

| PART NUMBER CHART |                 |                 |
|-------------------|-----------------|-----------------|
| COLOR             | P/N W/ STD SEAL | P/N W/ RD SEAL  |
| GREY              | AT06-3S-OMGRY   | AT06-3S-OMRDGRY |
| BLACK             | AT06-3S-OMBLK   | AT06-3S-OMRDBLK |
| BLUE              | AT06-3S-OMBLU   | AT06-3S-OMRDBLU |
| BROWN             | AT06-3S-OMBRN   | AT06-3S-OMRDBRN |
| GREEN             | AT06-3S-OMGRN   | AT06-3S-OMRDGRN |
| RED               | AT06-3S-OMRED   | AT06-3S-OMRDRED |
| WHITE             | AT06-3S-OMWHT   | AT06-3S-OMRDWHT |
| YELLOW            | AT06-3S-OMYEL   | AT06-3S-OMRDYEL |

REFER TO PART NUMBER CHART FOR AVAILABLE CONNECTOR COLORS



| SEE PART NUMBER CHART  |  | PART NUMBER  |  | DESCRIPTION     |  | ITEM  |
|--|--|--|--|-----------------|--|---|
| QUANTITY   |  | MATERIALS LIST   |  |                 |  |   |
| UNLESS OTHERWISE SPECIFIED:<br>1) All dimensions are in metric (mm).<br>2) Tolerances are as follows:<br>1 PL DEC ±0.30<br>2 PL DEC ±0.15<br>3 PL DEC ±0.08<br>Fractions ±1/64<br>Angles ±1° |  | SIGNATURES   |  | DATE            |  | <p><b>Amphenol</b></p> <p>Sine Systems - www.amphenol-sine.com<br/>44724 Morley Drive<br/>Clinton Township, MI 48036</p> <p>STRUCTURE+, OVERMOLD-COMPATIBLE PLUG, 3 SOCKET, AT SERIES</p> |
| DRAWN: J. HEAD   |  | 5JUL2017   |  | CHECKED:        |  |   |
| ENGINEER:  |  | APPROVAL:  |  | CUSTOMER:       |  |   |
| MATERIAL SPECIFICATIONS:   |  | THIS DRAWING IS SUPPLIED FOR INFORMATION ONLY. DESIGN FEATURES, SPECIFICATIONS AND PERFORMANCE DATA SHOWN HEREON ARE THE PROPERTY OF THE AMPHENOL CORPORATION. NO RIGHTS OF REPRODUCTION ARE IMPLIED. ALL DIMENSIONS ARE SUBJECT TO NORMAL MANUFACTURING VARIATIONS. |  | NEXT ASSY:      |  |   |
| PROCESS SPECIFICATIONS:  |  | SIZE: <b>B</b>   |  | TYPE: <b>C-</b> |  | DWG NO: <b>AT06-3S-OMXXX</b>  |
| SCALE: NONE  |  | SHEET 1  |  | OF 1            |  | REVISION: <b>A3</b>   |

TITLE: STRUCTURE+ OVERMOLD-COMPATIBLE PLUG, 3 SOCKET, AT  
DWG NO: AT06-3S-OMXXX  
REV: A3  
SH: 1  
OF: 1

# A Series™ - Contact Size 16 Options (Works with: AT, ATV, AHD-9, ARC, DuraMate and PanelMate Series)

| Machined Contacts, Sockets & Pins |  |      |       |          |
|-----------------------------------|--|------|-------|----------|
| Part Number                       | Description                            | Size | AWG   | Type     |
| AT60-215-1631                     | Male Contact - Pin, Gold-plated        | 16   | 14    | Machined |
| AT62-209-1631                     | Female Contact - Socket, Gold-plated   | 16   | 14    | Machined |
| AT60-215-16141                    | Male Contact - Pin, Nickel-plated      | 16   | 14    | Machined |
| AT62-209-16141                    | Female Contact - Socket, Nickel-plated | 16   | 14    | Machined |
| AT60-202-1631                     | Male Contact - Pin, Gold-plated        | 16   | 16-20 | Machined |
| AT62-201-1631                     | Female Contact - Socket, Gold-plated   | 16   | 16-20 | Machined |
| AT60-202-16141                    | Male Contact - Pin, Nickel-plated      | 16   | 16-20 | Machined |
| AT62-201-16141                    | Female Contact - Socket, Nickel-plated | 16   | 16-20 | Machined |
| AT60-202-1631-22                  | Male Contact - Pin, Gold-plated        | 16   | 22-24 | Machined |
| AT62-201-1631-22                  | Female Contact - Socket, Gold-plated   | 16   | 22-24 | Machined |
| AT60-202-16141-22                 | Male Contact - Pin, Nickel-plated      | 16   | 22-24 | Machined |
| AT62-201-16141-22                 | Female Contact - Socket, Nickel-plated | 16   | 22-24 | Machined |

| Tooling - Machined Contacts |   |
|-----------------------------|---|
| Part Number                 | Description   |
| AUTK-16                     | Hand Crimp Tool, Size 16                                      |
| AUTK-100                    | Universal Heavy Duty Contact Crimping Tool Kit, Size 12/16/20 |
| CA-5D12                     | Universal Hand Crimp Tool, Size 12/16/20                      |
| CA-5E12                     | Pneumatic Crimp Tool, Size 12/16/20                           |

| Contact Removal Tools (For both Machined or Stamped & Formed Contacts) |  |
|--|--|
| Part Number  | Description                            |
| ATRT-100   | Contact and Wedgelock Extraction Tool  |
| AT11-310-1605  | Contact Removal Tool, Plastic, Size 16 |

| Sealing Plugs (For both Machined or Stamped & Formed Contacts) |   |
|--|---|
| Part Number  | Description                                     |
| A114017  | Sealing Plug, Size 16, White                    |
| A114017-SR   | Sealing Plug, Size 16, SR01 Series, Black       |
| AT13-217-1605  | Locking Sealing Plug, Size 16, Grey             |
| AT13-217-1605-SR   | Locking Sealing Plug, Size 16, SR01 Series, Red |

| Stamped & Formed Contacts, Sockets & Pins |  |      |       |                  |
|---|--|------|-------|------------------|
| Part Number                               | Description                            | Size | AWG   | Type             |
| AT60-14-0122                              | Male Contact - Pin, Nickel-plated      | 16   | 14-18 | Stamped & Formed |
| AT62-14-0122                              | Female Contact - Socket, Nickel-plated | 16   | 14-18 | Stamped & Formed |
| AT60-14-0144                              | Male Contact - Pin, Gold-plated        | 16   | 14-18 | Stamped & Formed |
| AT62-14-0144                              | Female Contact - Socket, Gold-plated   | 16   | 14-18 | Stamped & Formed |
| AT60-16-0122                              | Male Contact - Pin, Nickel-plated      | 16   | 16-18 | Stamped & Formed |
| AT62-16-0122                              | Female Contact - Socket, Nickel-plated | 16   | 16-18 | Stamped & Formed |
| AT60-16-0144                              | Male Contact - Pin, Gold-plated        | 16   | 16-18 | Stamped & Formed |
| AT62-16-0144                              | Female Contact - Socket, Gold-plated   | 16   | 16-18 | Stamped & Formed |
| AT60-16-0622                              | Male Contact - Pin, Nickel-plated      | 16   | 16-20 | Stamped & Formed |
| AT62-16-0622                              | Female Contact - Socket, Nickel-plated | 16   | 16-20 | Stamped & Formed |
| AT60-16-0644                              | Male Contact - Pin, Gold-plated        | 16   | 16-20 | Stamped & Formed |
| AT62-16-0644                              | Female Contact - Socket, Gold-plated   | 16   | 16-20 | Stamped & Formed |
| AT60-16-0677                              | Male Contact - Pin, Tin-plated         | 16   | 16-20 | Stamped & Formed |
| AT62-16-0677                              | Female Contact - Socket, Tin-plated    | 16   | 16-20 | Stamped & Formed |
| AT60-16-0822                              | Male Contact - Pin, Nickel-plated      | 16   | 20-22 | Stamped & Formed |
| AT62-16-0822                              | Female Contact - Socket, Nickel-plated | 16   | 20-22 | Stamped & Formed |
| AT60-16-0844                              | Male Contact - Pin, Gold-plated        | 16   | 20-22 | Stamped & Formed |
| AT62-16-0844                              | Female Contact - Socket, Gold-plated   | 16   | 20-22 | Stamped & Formed |

| Tooling - Stamped & Formed Contacts |                                     |
|-------------------------------------|-------------------------------------|
| MFX-3950                            | Crimp Die - Size 16, 18-20AWG       |
| MFX-3953                            | Crimp Die - Size 16, 16-18AWG       |
| MFX-3975                            | Crimp Die - Size 16, 14-16AWG       |
| MFX-3990                            | Crimp Die - Size 16, 20-22AWG       |
| ATT-16-00                           | Hand Crimp Tool - Size 16, 14-16AWG |
| ATT-16-01                           | Hand Crimp Tool - Size 16, 18-20AWG |
| ATT-1612-03                         | Hand Crimp Tool - Size 16, 20-22AWG |