



Image for illustrative purpose only

## Summary

[Request a quote](#)

[Catalog](#)

Nb of contacts Coax	1
Socket / Receptacle	Socket / Receptacle - Fixed Panel Rear Mounted
Locking system	Push-pull
Jacket cable outside diameter [mm]	1.00 - 10.60 mm
Size	1S
Suggested matching part	<a href="#">FFA.1S.250.CTAC32</a>
Series	S - Indoor Stepped Insert

[https://www.lemo.com/int\\_en/solutions/originals/s-indoor-stepped-insert/eep-1s-250-ctl.html](https://www.lemo.com/int_en/solutions/originals/s-indoor-stepped-insert/eep-1s-250-ctl.html)

LEMO products and services are provided "as is". LEMO makes no warranties or representations with regard to LEMO product & services or use of them, express, implied or statutory, including for accuracy, completeness, or security. The user is fully responsible for his products and applications using LEMO components.

# Technical details

## Electrical Configuration

Nb of contacts Coax	1
Contact Termination Coax	Solder
Insert configuration value	1S.250 - 1 Coax (50 Ohm)
Insulator	T: PTFE
Rated current	12 A
Impedance	50 Ohm
OHM	50
VSWR	1.01 + 0.23 * f/GHz
Vtest	3000 V (AC), 4200 V (DC)
Contact Type	Coaxial 50 Ohm (Solder)
Cable type	RG 178 B/U, RG 196 A/U, RG 188 A/U, RG 316 B/U, RG 174 A/U, HF-2114, RG 122 /U
Bucket Dia.	1.4 mm (0.055in)
Contact Dia.	1.6 mm (0.063in)

## Form & Material

Shell style / Model id	EEP - Fixed receptacle, nut fixing (back panel mounting)
Socket / Receptacle	Fixed Panel Rear Mounted
Housing material	Brass (chrome plated [SAE AMS 2460]) shell and collet nut, nickel plated [SAE AMS QQ N 290] brass latch sleeve and mid pieces
Locking system	Push-pull
Keying	Circular, female
Colour	Grey
Weight	10 g

[https://www.lemo.com/int\\_en/solutions/originals/s-indoor-stepped-insert/eep-1s-250-ctl.html](https://www.lemo.com/int_en/solutions/originals/s-indoor-stepped-insert/eep-1s-250-ctl.html)

LEMO products and services are provided "as is". LEMO makes no warranties or representations with regard to LEMO product & services or use of them, express, implied or statutory, including for accuracy, completeness, or security. The user is fully responsible for his products and applications using LEMO components.

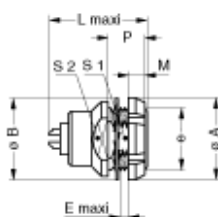
## Environment

Technical domain	Audio Video, Energy and Industrial, Semiconductor, Test and Measurement
Environmental sealing (IP rating)	IP50
Endurance	5000 mating cycles
Temperature range	-55°C / +250°C
Climatical Category	50/175/21
Humidity (max)	<=95% [at 60 deg C /140 F]
Shielding (min)	75 dB (10 MHz)
Shielding (min)	40 dB (1 GHz)
Shock Resistance	100 g [ 6 ms]
Vibration	15 g [10 Hz - 2000 Hz]
Salt Spray Corrosion	>1000 hr

## Cable fixation

Jacket cable outside diameter [mm]	1.00 - 10.60 mm
------------------------------------	-----------------

## Drawings



## Dimensions

	<b>E</b>	<b>e</b>	<b>B</b>	<b>A</b>	<b>L</b>	<b>M</b>	<b>P</b>	<b>S1</b>	<b>S2</b>
mm.	6.5	M12x1.0	16	16	20.5	3.5	11	10.5	13
in.	0.26		0.63	0.63	0.81	0.14	0.43	0.41	0.51

## Recommended By Lemo











### Accessories

Compatible cap	<a href="#">BRE.1S.200.NAS</a>
----------------	--------------------------------

[https://www.lemo.com/int\\_en/solutions/originals/s-indoor-stepped-insert/eep-1s-250-ctl.html](https://www.lemo.com/int_en/solutions/originals/s-indoor-stepped-insert/eep-1s-250-ctl.html)






LEMO products and services are provided "as is". LEMO makes no warranties or representations with regard to LEMO product & services or use of them, express, implied or statutory, including for accuracy, completeness, or security. The user is fully responsible for his products and applications using LEMO components.

# Cables

Cable PartNumber	Material	Colour	Cable image
158480	PUR	Black	
158490	PVC	Black	
159580	PVC	Black	
17420	PVC	Black	
17450	COPOLYMER	Black	
178190	PTFE	Brown	
18000	PTFE	Brown	
18700	PTFE	White	
18800	PTFE	White	
196270	PTFE	White	
311100	PVC	Black	
31600	PTFE	Brown	
62000	PVC	Black	
CCX.50.030.083.180B		white	
CCX.50.080.297538N	PVC	Black	
CCX.50.088.292495N	PVC	Black	
CCX.50.RG0.58AU14B	FEP	white	
CCX.50.RG0.58AU61J	PVC	Yellow	
CCX.50.RG1.74-U25N	PVC	Black	
CCX.50.RG1.74AU28N	PVC	Black	
CCX.50.RG1.74AU28N	PVC	Black	
CCX.50.RG1.74U25N	PVC	Black	
CCX.50.RG1.78BU18M	FEP	Brown	
CCX.50.RG1.78BU18M	PTFE	Brown	
CCX.50.RG1.88AU24B	TFE	white	
CCX.50.RG1.88AU26B	PFA	White	

[https://www.lemo.com/int\\_en/solutions/originals/s-indoor-stepped-insert/eep-1s-250-ctl.html](https://www.lemo.com/int_en/solutions/originals/s-indoor-stepped-insert/eep-1s-250-ctl.html)

LEMO products and services are provided "as is". LEMO makes no warranties or representations with regard to LEMO product & services or use of them, express, implied or statutory, including for accuracy, completeness, or security. The user is fully responsible for his products and applications using LEMO components.

Cable PartNumber	Material	Colour	Cable image
CCX.50.RG1.88AU26B	PTFE	White	
CCX.50.RG1.96AU19B	PTFE	White	
CCX.50.RG1.96AU20B	PFA	White	
CCX.50.RG3.16BU26M	FEP	Brown	
CCX.50.RG3.16U28M	PTFE	Brown	
CCX.50.RG5.8CU50N	PVC	Black	
CCX.75.040.195327G	PVC	Grey	
CCX.75.RG0.11AU10N	PVC	Black	
CCX.75.RG0.59BU62N	PVC	Black	
CCX.75.RG1.79BU26M	FEP	Brown	
CCX.75.RG1.87AU26B	PFA	White	
CCX.75.RG1.87AU27B	PTFE	White	
CCX.93.RG0.62AU62N	PVC	Black	
CCX.95.RG1.80BU36M	PTFE	Brown	
CCX.95.RG1.95AU37B	PFA	White	

[https://www.lemo.com/int\\_en/solutions/originals/s-indoor-stepped-insert/eep-1s-250-ctl.html](https://www.lemo.com/int_en/solutions/originals/s-indoor-stepped-insert/eep-1s-250-ctl.html)

LEMO products and services are provided "as is". LEMO makes no warranties or representations with regard to LEMO product & services or use of them, express, implied or statutory, including for accuracy, completeness, or security. The user is fully responsible for his products and applications using LEMO components.