

# JCASE® Series

## Cartridge Fuses – Rated 32V



### Description

The JCASE™ is a cartridge style fuse with female terminal design, providing both increased time delay and low voltage drop to protect high current circuits and handle inrush currents.

### Features & Benefits

- Semitransparent cover makes it easier to see when fuse blows
- High-contrast amperage stamp on the top of the housing aids identification
- Color coding indicates amperage rating for each fuse
- Comply with ISO 8820-4
- SHUNT version available

### Applications

- Cars / SUVs
- Trucks
- Offroad vehicles
- Buses
- Watercraft as approved by Littelfuse®

### Agency Approvals

Agency	Agency File Number	Current Rating (A)
	20130624-E71611	20 - 60

[See Disclaimer Notice](#)

### Additional Information



Resources



Samples

### Specifications

<b>Voltage Rating:</b>	32 V DC
<b>Interrupting Rating:</b>	1000 A @ 32 V DC
<b>Recommended Environmental Temperature:</b>	-40 °C to +125 °C
<b>Housing Material:</b>	PA66-GF13 (UL 94 Flammability rating – HB)
<b>Housing Material (60A):</b>	PA66-GF13HS (UL 94 Flammability rating – HB)
<b>Cover Material:</b>	PC (UL 94 Flammability rating – HB)
<b>Typical Weight per Fuse:</b>	3.8 g
<b>Fuse Insertion Force:</b>	53 N Max. (12 lb.)
<b>Extraction Force:</b>	9 N Min (2 lb.)
<b>Comply With:</b>	SAE 2741, ISO 8820-4








### Ordering Information

Part Number	Current Rating (A)	Package Size
0495xxx.ZXA	2 – 60	2200
0495xxx.UXA	2 – 60	500
0495xxx.TXA	2 – 60	10
0495900.Z	SHUNT	2200
0495900.X	SHUNT	1

# JCASE® Series

## Cartridge Fuses – Rated 32V

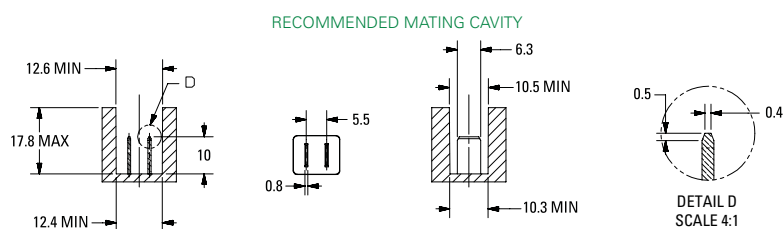
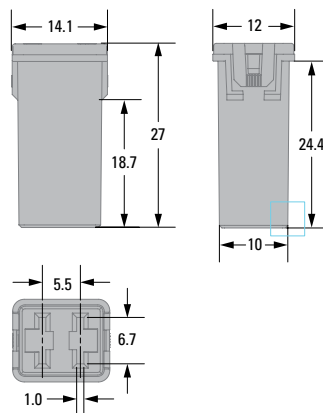
### Ratings

Part Number	Current Rating (A)	Housing Material Color	Test Cable Size (mm <sup>2</sup> )	Typ. Voltage Drop (mV)	Typ. Cold Resistance (mΩ)	Typ. I <sup>2</sup> t (A <sup>2</sup> s)
0495020_	20		4	106	4.29	1700
0495025_	25		4	101	3.28	3200
0495030_	30		4	91	2.12	1500
0495040_	40		4	87	1.30	3700
0495050_	50		6	88	0.99	8800
0495060_	60		6	87	0.76	19 500
0495900_	SHUNT		-	-	-	-

**Note:** The typical I<sup>2</sup>t is an average value calculated from the breaking capacity tests by using the melting time before the arcing occurs.

### Dimensions

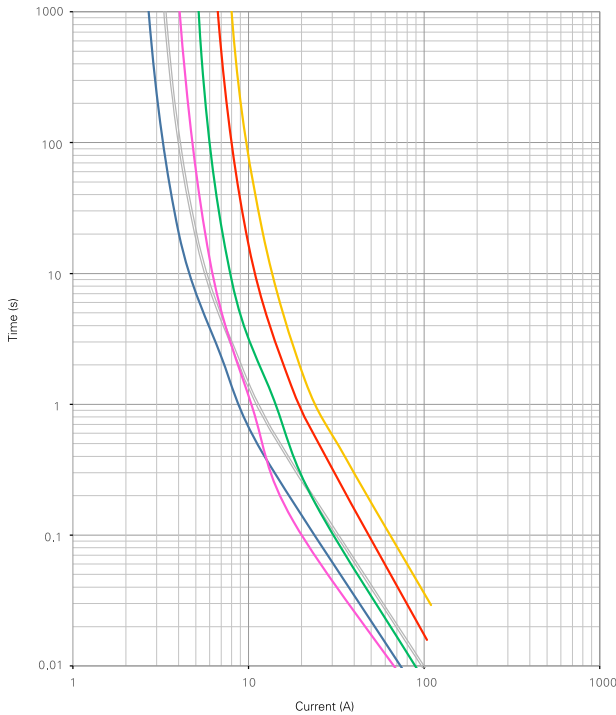
Dimensions in mm. Please refer to the outline drawing for dimensions and tolerances.



# JCASE® Series

## Cartridge Fuses – Rated 32V

### Time-Current Characteristic



% of Rating	Opening Time Min. / Max. (s)
110	360 000 / -
135	60 / 1800
200	4 / 60
350	0.2 / 7
600	0.04 / 1

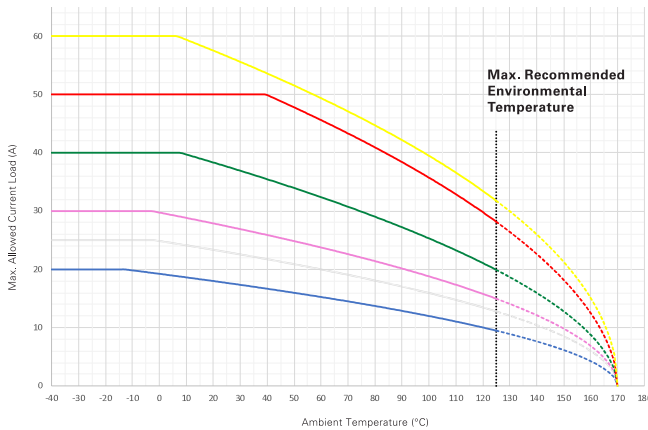
- 20 A
- 25 A
- 30 A
- 40 A
- 50 A
- 60 A

**Note:** Current recommendation may be impacted by the final condition of the application (terminals characteristics, wire size etc.). Please contact Littelfuse® for more information.

### Typical Derating Curves

Temperature security margin is 20%.

Please contact Littelfuse® for Details Regarding Derating Test Set Up.



**Max. allowed current load (A) at ambient temperature based on typical derating**

	-40 °C	0 °C	20 °C	65 °C	85 °C	110 °C	125 °C
<b>20 A</b>	20	20	20	17	15	12	10
<b>25 A</b>	25	25	25	20	18	15	13
<b>30 A</b>	30	30	30	28	25	21	18
<b>40 A</b>	40	40	40	37	33	27	23
<b>50 A</b>	50	50	49	40	36	29	25
<b>60 A</b>	60	60	60	51	46	38	33

- 20 A
- 25 A
- 30 A
- 40 A
- 50 A
- 60 A

**Note:** Current recommendation may be impacted by the final condition of the application (terminals characteristics, wire size etc.). Please contact Littelfuse® for more information.

**Disclaimer Notice** - Information furnished is believed to be accurate and reliable. However, users should independently evaluate the suitability of and test each product selected for their own applications. Littelfuse products are not designed for, and may not be used in, all applications. Read complete Disclaimer Notice at <https://www.littelfuse.com/legal/disclaimers/product-disclaimer.aspx>