

MIDI[®], Clear MIDI[®], One-Hole MIDI[®] Style

Bolt-down Fuses – Rated 32V



Description

Space-saving MIDI[®] fuses protect high-current wiring harnesses. The bolt-down automotive fuses employ diffusion pill technology to offer time-delay characteristics. Use MIDI fuses with ratings of 150 A to 200 A only for short circuit protection.

Features & Benefits

- Color-coded ampere labels aid identification
- Clear tops make it easy to see when fuse blows
- Available with one or two mounting holes
- Compact design and light weight enable greater circuit protection in less space
- Refers to ISO 8820-5:2015

Agency Approvals

Agency	Agency File Number	Current Rating (A)
	20151012-E71611	30 - 200

Applications

- Cars / SUVs
- Trucks
- Offroad vehicles
- Buses
- Watercraft as approved by Littelfuse[®]

[See Disclaimer Notice](#)

Additional Information



Resources



Samples

Specifications

Voltage Rating:	32 V DC
Interrupting Rating:	2000 A @ 32 V DC
Recommended Environmental Temperature:	-40 °C to +125 °C
Terminals Material:	Tin plated Copper
Black Housing Material:	PA66-GF25 (U.L. 94 Flammability rating – V0)
Clear Housing Material:	PA6/66 (U.L. 94 Flammability rating – HB)
Mounting Torque M5:	4.5 Nm +/- 1Nm
Mounting Torque M6:	6.0 Nm +/- 1Nm
Refers To:	ISO 8820-5:2015
Comply With:	Standard UL 248-1 as a Special Purpose Fuses in UL file E71611 (40-100A) and Directive 2011/65/EU












MIDI[®], Clear MIDI[®], One-Hole MIDI[®] Style Bolt-down Fuses – Rated 32V

Ordering Information

Part Number	Current Rating (A)	Housing Color	Bolt Size	Bolt Qty.	Package Size
0498xxx.M	30–200	Black	M5	2	1000
0498xxx.H	30–200	Black	M5	2	100
0498xxx.MXM6	30–200	Black	M6	2	1000
0498xxx.MX1M5	30–200	Black	M5	1	1000
0498xxx.MX1M6	30–200	Black	M6	1	1000
0498xxx.MXT	30–200	Clear	M5	2	1000
0498xxx.MXTM6	30–200	Clear	M6	2	1000

Note: Materials manufactured in Asia are produced with the same specifications as materials manufactured in North America and meets the same test requirements. Multiple production locations are for capacity expansion only.

Ratings

Part Number	Current Rating (A)	Housing Material Color	Test Cable Size (mm ²)	Typ. Voltage Drop (mV)	Typ. Cold Resistance (mΩ)	Typ. I ² t (A ² s)
0498030_ ²	30		2.5	65	2.06	4 200
0498040_	40		4	65	1.40	10 000
0498050_	50		6	65	1.02	13 000
0498060_	60		6	68	0.87	21 700
0498070_	70		10	70	0.72	24 000
0498080_	80		10	58	0.54	24 600
0498100_	100		16	60	0.46	51 300
0498125_ ²	125		25	71	0.39	73 200
0498150_ ^{1,2}	150		25	49 ⁴	0.32	81 900
0498175_ ^{1,2,3}	175		25	53 ⁴	0.26	100 000
0498200_ ^{1,2}	200		25	51 ⁴	0.26	125 000

1: Short Circuit Protector only

2: Not UL Recognized

3: Color Coding deviating from ISO standard

4: Measured at 75% I_r

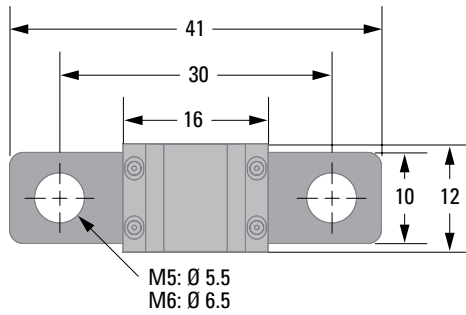
Note: The typical I²t is an average value calculated from the breaking capacity tests by using the melting time before the arcing occurs.

MIDI[®], Clear MIDI[®], One-Hole MIDI[®] Style Bolt-down Fuses – Rated 32V

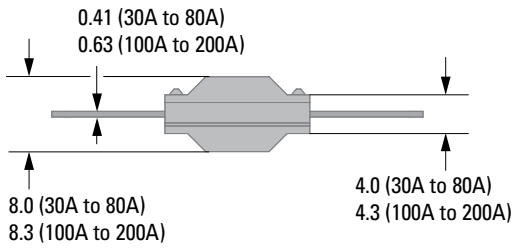
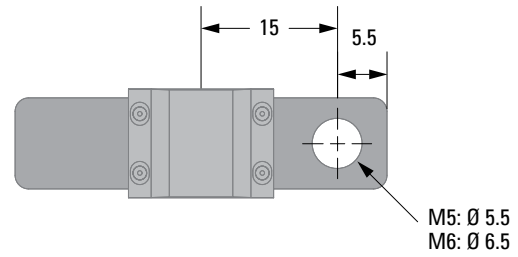
Dimensions

Dimensions in mm. Please refer to the outline drawing for dimensions and tolerances.

MIDI 2 Holes M5/M6 versions

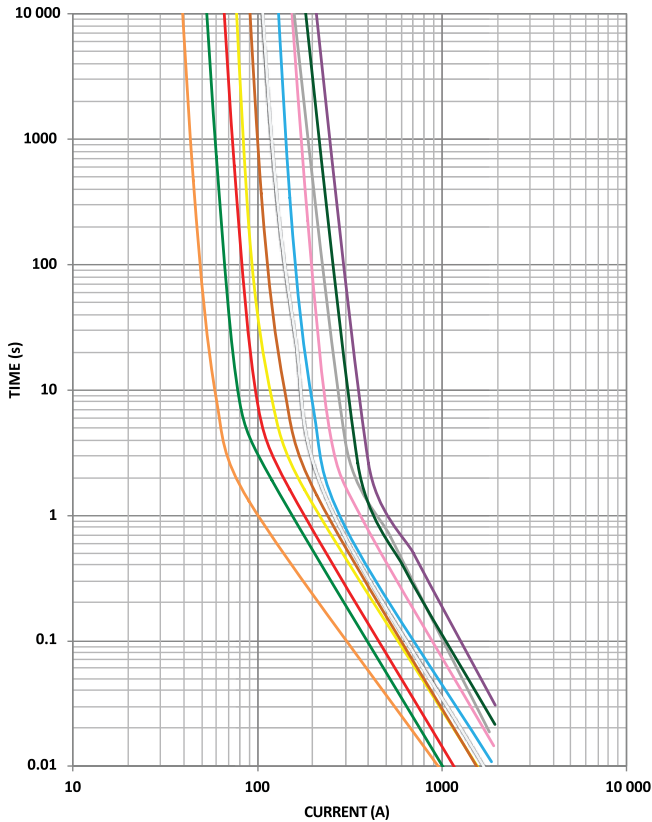


MIDI 1 Hole M5/M6 versions



MIDI[®], Clear MIDI[®], One-Hole MIDI[®] Style Bolt-down Fuses – Rated 32V

Time-Current Characteristic



30A - 125A

% of Rating	Opening Time Min. / Max. (s)
75	- / -
100	360 000 / -
110	14 400 / -
150	90 / 3600
200	3 / 100
300	0.3 / 3
350	- / -
500	0.1 / 1
600	- / -

150A - 200A

% of Rating	Opening Time Min. / Max. (s)
75	360 000 / -
100	- / -
110	- / -
150	- / -
200	1 / 15
300	- / -
350	0.3 / 5
500	- / -
600	0.1 / 1

- 30 A
- 40 A
- 50 A
- 60 A
- 70 A
- 80 A
- 100 A
- 125 A
- 150 A
- 175 A
- 200 A

Note: Current recommendation may be impacted by the final condition of the application (terminals characteristics, wire size etc.). Please contact Littelfuse[®] for more information.

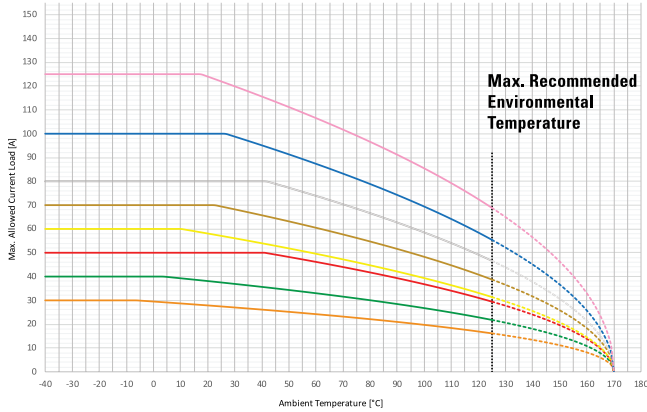
MIDI[®], Clear MIDI[®], One-Hole MIDI[®] Style Bolt-down Fuses – Rated 32V

Typical Derating Curves

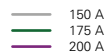
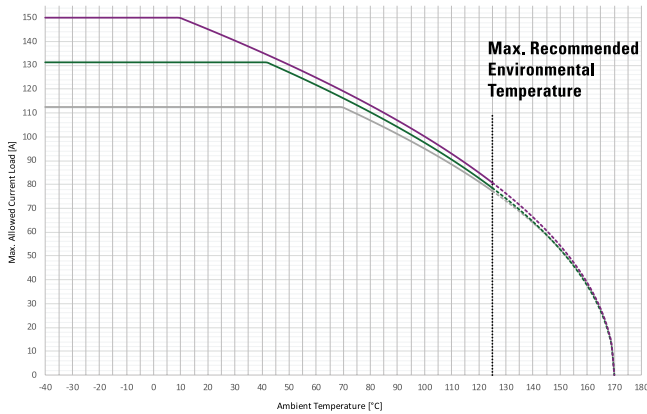

Temperature security margin is 20%.

Wire Cross Section And Fixture Test Set Up Refer To ISO 8820-3

Please contact Littelfuse[®] for Details Regarding Derating Test Set Up.



	Max. allowed current load (A) at ambient temperature based on typical derating						
	-40 °C	0 °C	20 °C	65 °C	85 °C	110 °C	125 °C
30A	30	30	28	24	22	18	16
40A	40	40	38	32	29	25	22
50A	50	50	50	45	41	34	29
60A	60	60	58	48	43	36	31
70A	70	70	70	59	53	45	39
80A	80	80	80	72	65	54	47
100A	100	100	100	85	77	64	55
125A	125	125	124	104	94	79	69
150A	113	113	113	113	104	88	77
175A	131	131	131	119	107	90	79
200A	150	150	145	122	110	93	81



Note: Current recommendation may be impacted by the final condition of the application (terminals characteristics, wire size etc.). Please contact Littelfuse[®] for more information.

Disclaimer Notice - Information furnished is believed to be accurate and reliable. However, users should independently evaluate the suitability of and test each product selected for their own applications. Littelfuse products are not designed for, and may not be used in, all applications. Read complete Disclaimer Notice at <https://www.littelfuse.com/legal/disclaimers/product-disclaimer.aspx>