

GMQ (fuse) HLQ (fuse holder)

Rejection time-delay fuses and in-line fuse holders



Product features

- Size of type GMQ fuses varies with ampere ratings
- Fuse and knob are an integral one-piece unit. There are no replacement knobs (caps)
- Units can be panel mounted with a separate steel clip. For the knockout hole (see above), choose #BK/A-104. For the keyhole punch type hole, choose #6374 for panels 0.043" to 0.062" thick, or #4909 for panels 0.030" to 0.042" thick
- Do not put tension on line (rear) terminal of fuse holder
- GMQ fuse mounts in type HLQ size rejection (size limiting) carrier (prevents overfusing)
- HLQ carrier comes with 6" of #18 red insulated solid copper wire attached to the line side
- Customer inserts a #18 insulated solid copper wire into load side receptacle

Catalog symbol: GMQ (fuse) HLQ (fuse holder)

Ampere Rating: 1/2 - 6 1/4 A

Voltage Rating: 300 Volts AC or less

Interrupting Rating: 10,000 A

Agency information

Fuse

- UL® Listed, Guide JDYX, File E19180
- CSA® Certified, Class 1422-01, File 53787
- CE

Fuse holder

- UL Recognized, Guide IZLT2, File E14853
- CSA Certified, Class 6225-01, File 47235
- CE

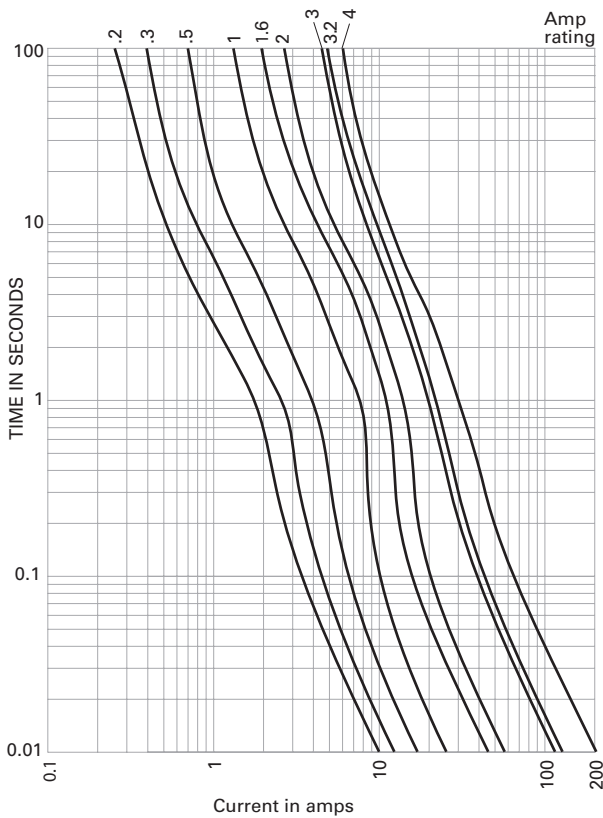
Electrical ratings for type GMQ fuses and rejection style holders

Fuse	Holder	Fuse	Holder
GMQ-1/2	HLQ-1/2	GMQ-2 1/2	HLQ-3 2/10
GMQ-6/10	HLQ-1 6/10	GMQ-3	HLQ-3 2/10
GMQ-8/10	HLQ- 0	GMQ- 0	HLQ-3 2/10
GMQ-1	HLQ-1 6/10	GMQ-4	HLQ-5
GMQ-1 1/4	HLQ- 0	GMQ-5	HLQ-5
GMQ-1 6/10	HLQ- 0	GMQ-	HLQ-8
GMQ-2	HLQ-3 2/10	—	—

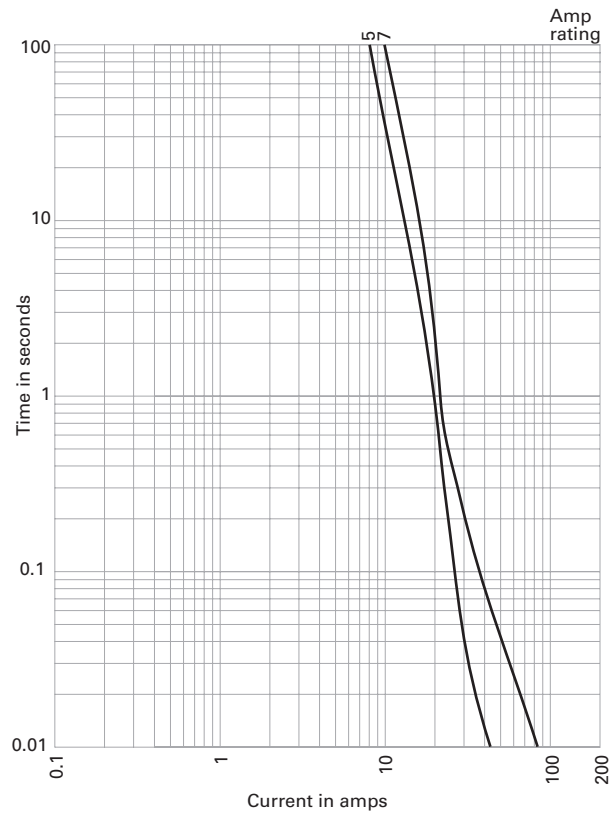


Powering Business Worldwide

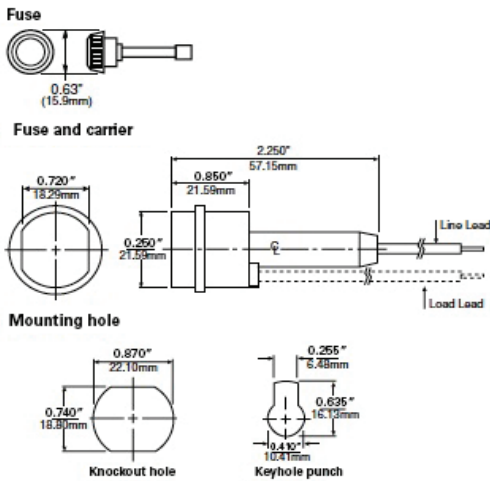
Time-current curves—average melt



Time-current curves—average melt



Dimensions - in (mm):



Life Support Policy: Eaton does not authorize the use of any of its products for use in life support devices or systems without the express written approval of an officer of the Company. Life support systems are devices which support or sustain life, and whose failure to perform, when properly used in accordance with instructions for use provided in the labeling, can be reasonably expected to result in significant injury to the user.

Eaton reserves the right, without notice, to change design or construction of any products and to discontinue or limit distribution of any products. Eaton also reserves the right to change or update, without notice, any technical information contained in this bulletin.

Eaton
Electronics Division
1000 Eaton Boulevard
Cleveland, OH 44122
United States
www.eaton.com/electronics

© 2017 Eaton
All Rights Reserved
Printed in USA
Publication No. 2030 SB02233
August 2017