



actual size

# Oscillator JO22H · 2.5 V

- High Stability Oscillator with Stop Function · 2.5 x 2.0 mm
- Stability suitable for wireless application (Bluetooth, WiFi etc.)
- LVCMOS / HCMOS compatible output
- Low phase jitter, no PLL
- Flat seam sealed ceramic/metal package



RoHS compliant



Pb free



REACH compliant



Conflict mineral free

GENERAL DATA		JO22H 2.5 V
<b>TYPE</b>	JO22H 2.5 V	
frequency range	13.0 ~ 54.0 MHz (15 pF max.)	
frequency stability over all*	± 10ppm ~ ± 20ppm see table 1	
current consumption	6 mA max.	
supply voltage V <sub>DC</sub>	2.5 V ± 5%	
temperature	operating	-20 °C ~ +70 °C / -40 °C ~ +85 °C
	storage	-40 °C ~ +85 °C
output	rise & fall time	5 nsec max.
	load max.	15 pF
	current max.	4.0 mA
	low level max.	0.1 V x V <sub>DC</sub>
	high level min.	0.9 V x V <sub>DC</sub>
output enable time max.	3 ms	
output disable time max.	250 ns	
start-up time max.	3 ms	
standby function	stop	
standby current max.	10 µA	
phase jitter 12 kHz ~20 MHz	< 3.0 ps RMS typ.	
symmetry at 0.5 x V <sub>DC</sub>	45% ~ 55% max.	

\* includes stability at 25 °C, operating temp. range, supply voltage change, shock and vibration, aging 1st year.

TABLE 1: FREQUENCY STABILITY CODE

stability code	D ± 20 ppm	E ±15 ppm	F ± 10 ppm
-20 °C ~ +70 °C	○	○	○
-40 °C ~ +85 °C	○	○	○

○ available

TABLE 2: RISE & FALL TIME MAX.

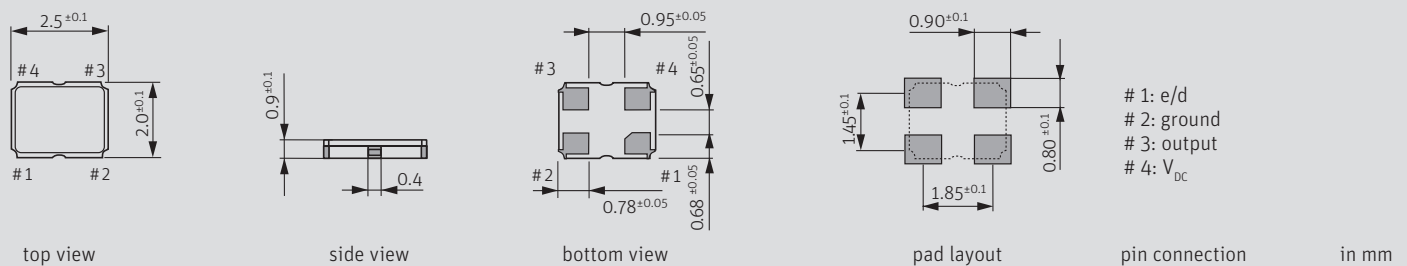
5 ns: 13.0 ~ 54.0 MHz	<b>note:</b> - specific data on request - rise time: 0.1 V <sub>DC</sub> ~ 0.9 V <sub>DC</sub> - fall time: 0.9 V <sub>DC</sub> ~ 0.1 V <sub>DC</sub>
-----------------------	--

ENABLE / DISABLE FUNCTION

pin #1 (e/d control)	pin #3 (output)
open	active
high "1" (V <sub>IH</sub> ≥ 0.7 V <sub>DC</sub> )	active
low "0" (V <sub>IL</sub> ≤ 0.3 V <sub>DC</sub> )	high impedance

**stop function:**  
 • oscillator stops  
 • output high impedance

## DIMENSIONS



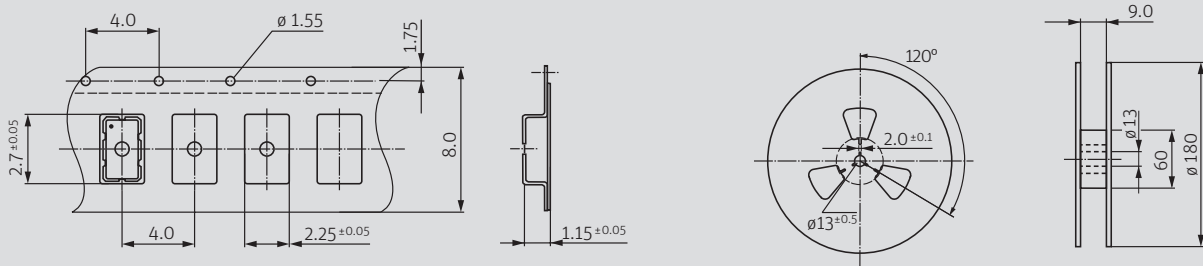
## ORDER INFORMATION

0	frequency	type	frequency stability code	supply voltage code	output load code	option
Oscillator	13.0 ~ 54.0 MHz	JO22H	see table 1	2.5 = 2.5 V	1 = 15 pF	blank = -20 °C ~ +70 °C T1 = -40 °C ~ +85 °C

Example: 0 20.0-JO22H-F-2.5-1-T1 (Suffix LF = RoHS compliant / Pb free)

# Oscillator J022H · 2.5 V · Low Power

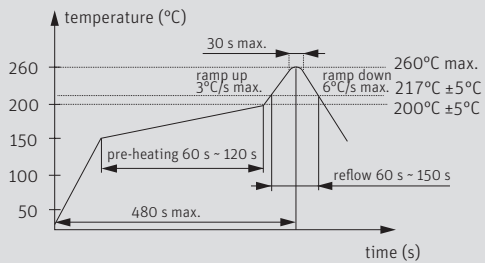
## TAPING SPECIFICATION



500 pcs per reel, 1000 pcs per reel on request Feeding →

in mm

## REFLOW SOLDERING PROFILE



note: parts are also suitable for soldering systems with lead (Pb) content

## MARKING

### frequency

### company stability code / date code

date code: A ~ M: Jan. - Dec.

3: 2023 4: 2024 5: 2025 6: 2026 7: 2027 8: 2028

Jan.	Febr.	Mar.	Apr.	May	June
A	B	C	D	E	F
July	Aug.	Sept.	Oct.	Nov.	Dec.
G	H	J	K	L	M

## PACKAGING NOTE

- standard packing unit is 500 pieces per reel
- non-multiple packing units are only supplied taped / bulk