
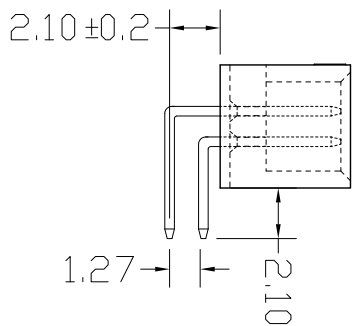
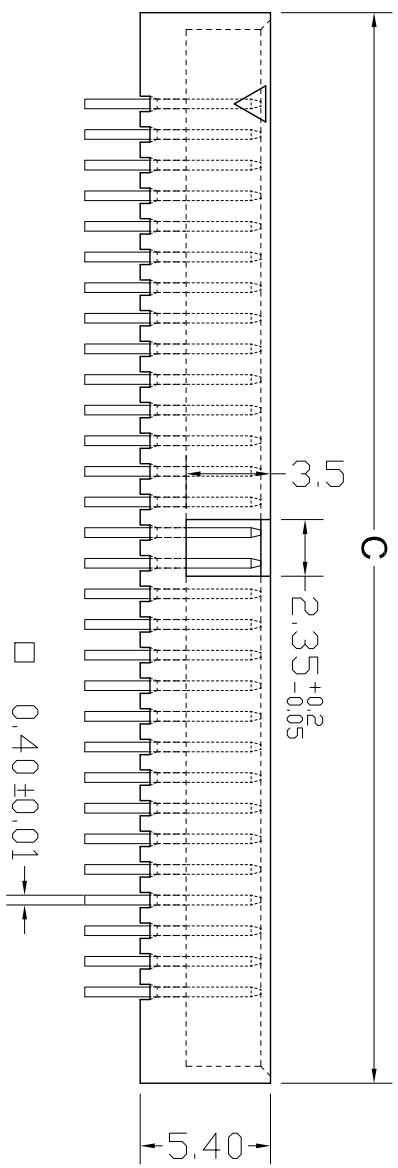
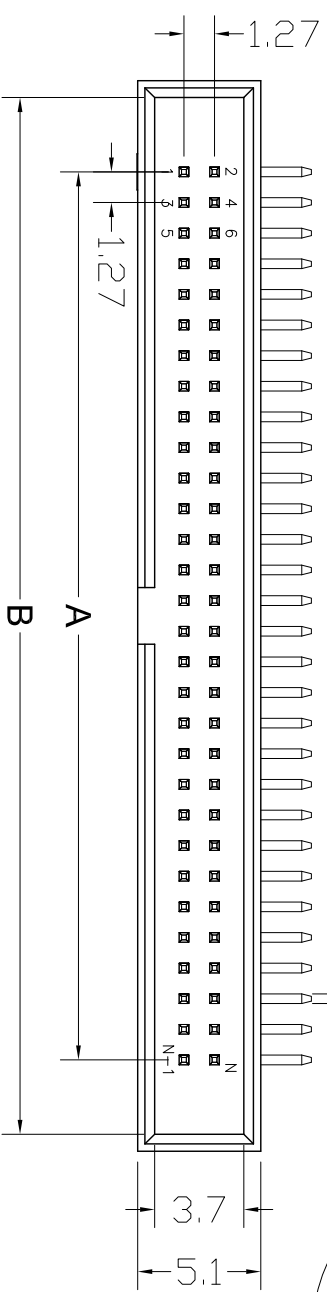


RoHS

REV.	DESCRIPTION	DATE
A	RELEASE	2012.11.12



Recommended PCB Layout

- NOTES:**
- Insulator Material: Nylon-6T, UL 94V-0
 - Contact Plating: TIN, 80-100µ"
 - Contact Material: Brass

Current Rating : 1A AC,DC
 Contact Resistance: 20MΩ Max.
 Dielectric Withstanding: AC 500V
 Insulator Resistance: 1000MΩ Min.
 Operating Temp.: -40° C~+105° C

NUMBER OF POSITIONS	DIMENSIONS		
	A	B	C
10	5.08	11.25	12.65
14	7.62	13.79	15.19
16	8.89	15.06	16.46
20	11.43	17.60	19.00
26	15.24	21.41	22.81
30	17.78	23.95	25.35
34	20.32	26.49	27.89
40	24.13	30.30	31.70
50	30.48	36.65	38.05
60	36.83	43.00	44.40

UNLESS TOLERANCE		DRAW BY	
GENERAL	ANGLE	DESIGN BY	CHECK BY
X ± 0.30	X° ± 3.0°		
.X ± 0.25	.X° ± 2.0°		
.XX ± 0.20	.XX° ± 1.0°		
.XXX ± 0.10	.XXX° ± 0.5°		
		SCALE	SHEET
		1:1	1/1
		MM	UNIT
		APPROVE BY	

CnC Tech,LLC

Port NO.: 3220-XX-0200-99

Draw NO.: REV: A