

NOTES:

1. $\text{\textcircled{C}}$ REPRESENTS A CRITICAL DIMENSION.
2. MAX. CUT FLASH: .015[.38]; NO FLASH ALLOWED IN OR AROUND SURFACE MOUNT TAIL AREA.
3. MINIMUM PUSHOUT FORCE: 1 LB.
4. MAX. PIN VARIANCE : .005[.13].
5. SHEAR TAILS TO DIMENSION SHOWN, .003 [.08] MAX BURR.
6. COPLANARITY TO BE WITHIN .004 WHEN AT POSITION 05-25 AND BE WITHIN .006 WHEN AT POSITION 26-50.
7. FIRST AND LAST PIN OF EACH ROW TO BE FLUSH TO .003[.08] ABOVE BODY.
8. ENDWALL TO BE .008 MIN.
9. NOTE DELETED.
10. ORDERS WILL BE PACKAGED ACCORDING TO THE SAMTEC PACKAGING EFFICIENCY STANDARDS (SPES) FOUND ON WWW.SAMTEC.COM.
11. ATTACH LABEL TO EACH REEL.

DO NOT SCALE FROM THIS PRINT

FTMH-1XX-XX-XX-DH-X-XX

No OF POSITIONS
-05 THRU -50
(PER ROW)

LEAD STYLE SPEC
-03: .065 POST
(USE T-1S16-01-X-2)
-02: .075 POST
(USE T-1S16-01-X-2)

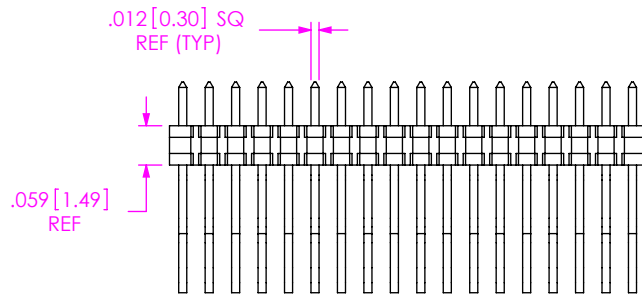

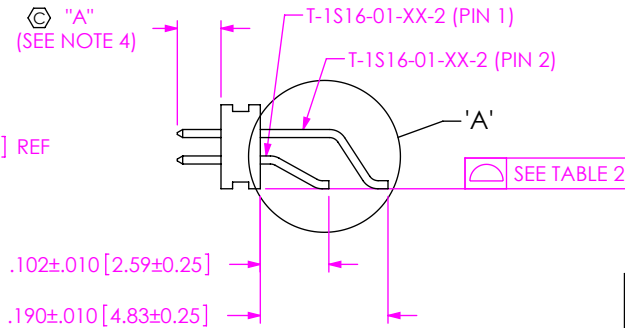
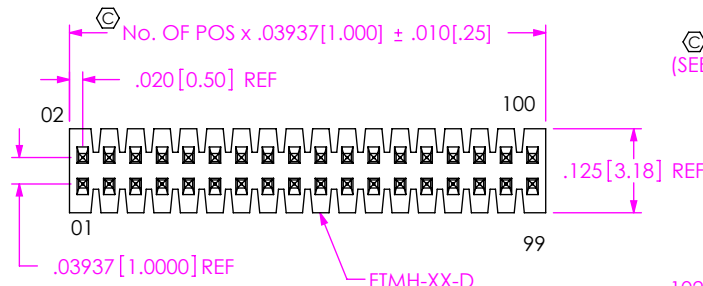
PACKAGING
BLANK: TUBES
-TR: TAPE & REEL
(SEE NOTES 10 & 11)
-FR: FULL REEL QTY TAPE & REEL
(SEE NOTES 10 & 11)

PICK & PLACE OPTION
-K: POLYIMIDE FILM PAD
(-05 THRU -50 POSITIONS ONLY)

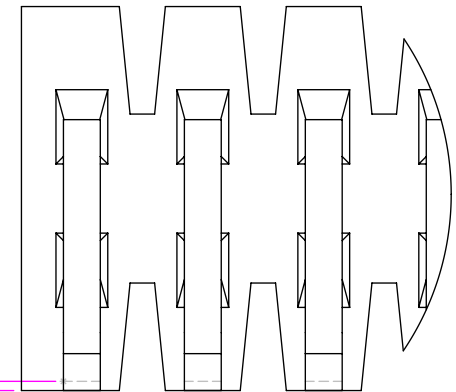
ROW SPECIFICATION
-DH: DOUBLE HORIZONTAL
(USE FTMH-75-D)

PLATING SPEC

- L: LIGHT SELECTIVE, 10 Au / 50 Ni MIN ON CONTACT, MATTE TIN TAIL
- F: FLASH SELECTIVE, 3 Au / 50 Ni MIN ON CONTACT, MATTE TIN TAIL
- H: HEAVY GOLD, 30 Au / 50 Ni MIN ON CONTACT, 3 Au / 50 Ni MIN ON TAIL
- LM: LIGHT SELECTIVE, 10 Au / 50 Ni MIN ON CONTACT, MATTE TIN TAIL
- FM: FLASH SELECTIVE, 3 Au / 50 Ni MIN ON CONTACT, MATTE TIN TAIL



$\text{\textcircled{C}}$.003 [0.08] MAX
(SEE NOTE 7)



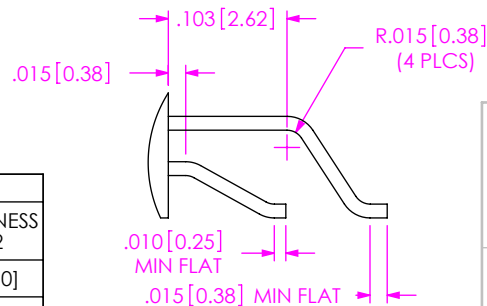
DETAIL 'B'
SCALE 16 : 1

TABLE 1

LEAD STYLE	"A"
-02	.075 [1.91]
-03	.065 [1.65]

TABLE 2

NO OF POS	COPLANARITY	STRAIGHTNESS ROW 1	STRAIGHTNESS ROW 2
5-25	.004 [0.10]	.004 [0.10]	.004 [0.10]
26-50	.006 [0.15]	.006 [0.15]	.006 [0.15]
75 (SUB ASSEMBLY ONLY)	.008[0.20]	.008[0.20]	.008[0.20]



DETAIL 'A'
SCALE 6 : 1

UNLESS OTHERWISE SPECIFIED, DIMENSIONS ARE IN INCHES.

TOLERANCES ARE:

DECIMALS ANGLES
.X: ± .1[2.5]
.XX: ± .01[.3]
.XXX: ± .005[.13]
.XXXX: ± .0020[.051]

PROPRIETARY NOTE
THIS DOCUMENT CONTAINS CONFIDENTIAL AND PROPRIETARY INFORMATION AND ALL DESIGN, MANUFACTURING, REPRODUCTION, USE, PATENT RIGHTS AND SALES RIGHTS ARE EXPRESSLY RESERVED BY SAMTEC, INC. THIS DOCUMENT SHALL NOT BE DISCLOSED, IN WHOLE OR PART, TO ANY UNAUTHORIZED PERSON OR ENTITY NOR REPRODUCED, TRANSFERRED OR INCORPORATED IN ANY OTHER PROJECT IN ANY MANNER WITHOUT THE EXPRESS WRITTEN CONSENT OF SAMTEC, INC.

MATERIAL:
BODY: LCP, UL 94 V0, COLOR: BLACK
TERMINAL: PHOS BRONZE, 510

DO NOT SCALE DRAWING

SHEET SCALE: 1:1

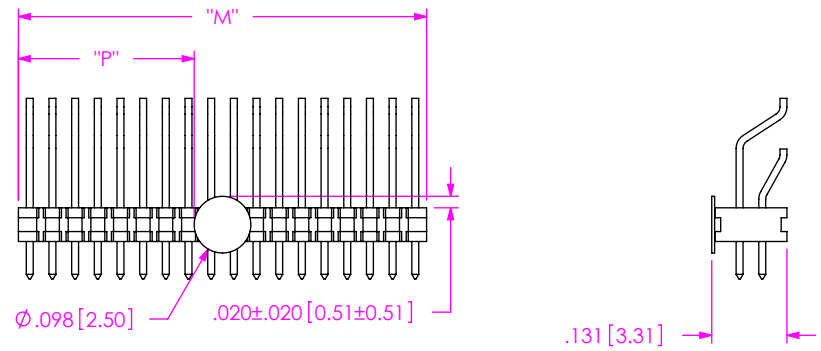
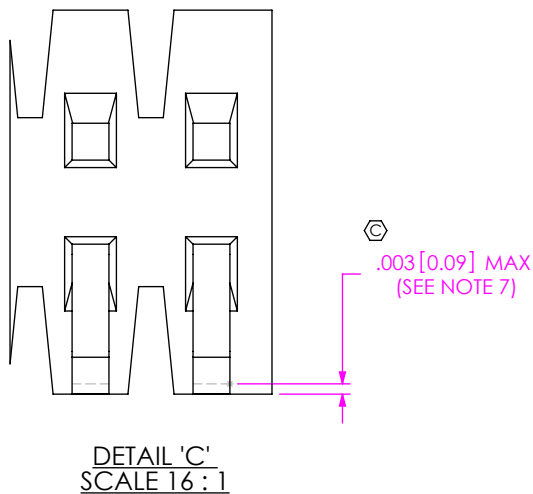
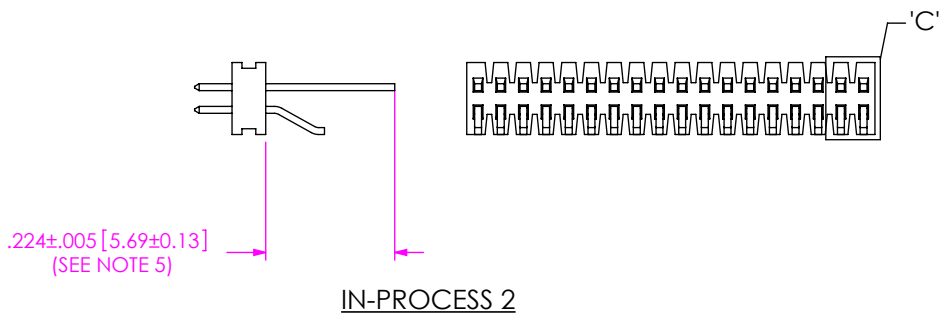
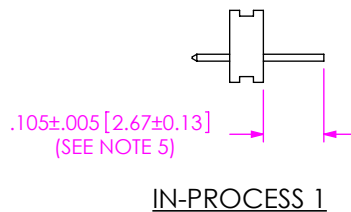


520 PARK EAST BLVD, NEW ALBANY, IN 47150
PHONE: 812-944-6733 FAX: 812-948-5047
e-Mail: info@SAMTEC.com code 53322

DESCRIPTION:
1MM X 1MM HORIZONTAL SMT TERMINAL STRIP

DWG. NO.
FTMH-1XX-XX-XX-DH-X-XX

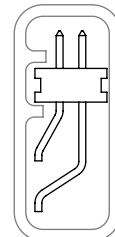
BY: D. PURVIS 10/13/1998 SHEET 1 OF 2



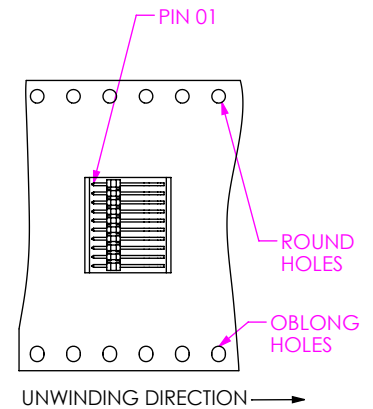
NOTE: "M" = USE MEASURED DIMENSION (REF)
"P" = (("M" - .098 [2.50]) / 2) ±.020 [0.51]

-K OPTION
POLYIMIDE FILM PAD (USE K-DOT-.098-.222-.005)
(AVAILABLE ON -05 THRU -50 POS ONLY)

TUBE:
PT-FTMH001-DH
PLUG:
TP-24



STYLE -02 & -03
PACKAGING VIEW



PROPRIETARY NOTE
THIS DOCUMENT CONTAINS CONFIDENTIAL AND PROPRIETARY INFORMATION AND ALL DESIGN, MANUFACTURING, REPRODUCTION, USE, PATENT RIGHTS AND SALES RIGHTS ARE EXPRESSLY RESERVED BY SAMTEC, INC. THIS DOCUMENT SHALL NOT BE DISCLOSED, IN WHOLE OR PART, TO ANY UNAUTHORIZED PERSON OR ENTITY NOR REPRODUCED, TRANSFERRED OR INCORPORATED IN ANY OTHER PROJECT IN ANY MANNER WITHOUT THE EXPRESS WRITTEN CONSENT OF SAMTEC, INC.

DO NOT SCALE DRAWING

SHEET SCALE: 1:1



520 PARK EAST BLVD, NEW ALBANY, IN 47150
PHONE: 812-944-6733 FAX: 812-948-5047
e-Mail info@SAMTEC.com code 55322

DESCRIPTION:
1MM X 1MM HORIZONTAL SMT TERMINAL STRIP

DWG. NO.
FTMH-1XX-XX-XX-DH-X-XX

BY: D. PURVIS 10/13/1998 SHEET 2 OF 2