



Summary

[Request a quote](#)

[Catalog](#)

Number of contacts Low Voltage	2
Wire Size/AWG	30 - 22
Plug	Plug - Elbow
Locking system	Push-pull
Jacket cable outside diameter [mm]	3.30 - 4.20 mm
Size	0S
Series	S - Indoor Stepped Insert

https://www.lemo.com/int_en/solutions/originals/s-indoor-stepped-insert/flm-0s-302-clad42z.html

LEMO products and services are provided "as is". LEMO makes no warranties or representations with regard to LEMO product & services or use of them, express, implied or statutory, including for accuracy, completeness, or security. The user is fully responsible for his products and applications using LEMO components.

Technical details

Electrical Configuration

Contact Termination Low voltage	Solder
R (max)	4.8 mOhm
Insert configuration value	0S.302 - 2 Low Voltage
Insulator	L: PEEK (UL 94 / V-0/1.5)
Rated current	10 A
Vtest	1500 V (AC), 2100 V (DC)
Contact Type	Solder
Max. Solid Conductor	0.34 mm ² (AWG 22)
Bucket Dia.	0.8 mm (0.031in)
Contact Dia.	0.9 mm (0.0354in)
Number of contacts Low Voltage	2
Wire Size/AWG	30 - 22

Form & Material

Shell style / Model id	FLM - Elbow (90°) plug with cable collet for bend relief
Plug	Elbow
Housing material	Brass (chrome plated [SAE AMS 2460]) shell and collet nut, nickel plated [SAE AMS QQ N 290] brass latch sleeve and mid pieces
Locking system	Push-pull
Keying	Hermaphroditic keying (half moon insert) with male pin 1
Colour	Grey
Variant	Nut for fitting a bend relief
Weight	10.76 g

https://www.lemo.com/int_en/solutions/originals/s-indoor-stepped-insert/flm-0s-302-clad42z.html

LEMO products and services are provided "as is". LEMO makes no warranties or representations with regard to LEMO product & services or use of them, express, implied or statutory, including for accuracy, completeness, or security. The user is fully responsible for his products and applications using LEMO components.

Environment

Technical domain	Audio Video, Energy and Industrial, Semiconductor, Test and Measurement
Environmental sealing (IP rating)	IP50
Endurance	5000 mating cycles
Temperature range	-55°C / +250°C
Climatical Category	50/175/21
Humidity (max)	<=95% [at 60 deg C /140 F]
Shielding (min)	75 dB (10 MHz)
Shielding (min)	40 dB (1 GHz)
Shock Resistance	100 g [6 ms]
Vibration	15 g [10 Hz - 2000 Hz]
Salt Spray Corrosion	>1000 hr

Cable fixation

Cable termination protection	For cable bend relief
Fixation type	Cable collet
Jacket cable outside diameter [mm]	3.30 - 4.20 mm

Recommended By Lemo














Accessories

Tools

https://www.lemo.com/int_en/solutions/originals/s-indoor-stepped-insert/flm-0s-302-clad42z.html

LEMO products and services are provided "as is". LEMO makes no warranties or representations with regard to LEMO product & services or use of them, express, implied or statutory, including for accuracy, completeness, or security. The user is fully responsible for his products and applications using LEMO components.

Cables

Cable PartNumber	Material	Colour	Cable image
20140	PVC	Grey	
20140	PVC	Grey	
20141	PVC	Grey	
20142	PVC	Red	
20143	PVC	Green	
20144	PVC	Black	
20145	PVC	Yellow	
20146	PVC	Black	
20240	PTFE	White	
20260	PVC	Black	
20264	PVC	Black	
20266	PVC	Violet	
2080	PVC	Grey	
2280	PVC	Black	

https://www.lemo.com/int_en/solutions/originals/s-indoor-stepped-insert/flm-0s-302-clad42z.html

LEMO products and services are provided "as is". LEMO makes no warranties or representations with regard to LEMO product & services or use of them, express, implied or statutory, including for accuracy, completeness, or security. The user is fully responsible for his products and applications using LEMO components.