



*Image for illustrative purpose only*

## Summary

[Request a quote](#)

[Catalog](#)

Number of contacts Low Voltage	3
Wire Size/AWG	28 - 20
Plug	Plug - Straight
Locking system	Push-pull
Jacket cable outside diameter [mm]	2.70 - 3.10 mm
Size	2C
Suggested matching part	<a href="#">ERA.2C.303.CLL</a>

[https://www.lemo.com/int\\_en/ffa-2c-303-clac32.html](https://www.lemo.com/int_en/ffa-2c-303-clac32.html)

LEMO products and services are provided "as is". LEMO makes no warranties or representations with regard to LEMO product & services or use of them, express, implied or statutory, including for accuracy, completeness, or security. The user is fully responsible for his products and applications using LEMO components.

# Technical details

## Electrical Configuration

Contact Termination Low voltage	Solder
Insert configuration value	2C.303 - 3 Low Voltage
Insulator	L: PEEK (UL 94 / V-0/1.5)
Rated current	15 A
Vtest	1500 V (AC), 2100 V (DC)
Contact Type	Solder
Bucket Dia.	1
Contact Dia.	1.3
Number of contacts Low Voltage	3
Wire Size/AWG	28 - 20

## Form & Material

Shell style / Model id	FFA - Straight plug, cable collet
Plug	Straight
Housing material	Brass (chrome plated [SAE AMS 2460]) shell and collet nut, nickel plated [SAE AMS QQ N 290] brass latch sleeve and mid pieces
Locking system	Push-pull
Keying	Hermaphroditic keying (half moon insert) with male pin 1
Weight	14.36 g

## Environment

Environmental sealing (IP rating)	IP50
Endurance	500 mating cycles
Salt Spray Corrosion	>1000 hr

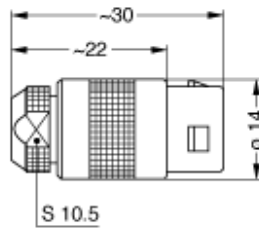
## Cable fixation

Cable termination protection	Standard back nut (no additional protection)
Fixation type	Cable collet
Jacket cable outside diameter [mm]	2.70 - 3.10 mm

[https://www.lemo.com/int\\_en/ffa-2c-303-clac32.html](https://www.lemo.com/int_en/ffa-2c-303-clac32.html)

LEMO products and services are provided "as is". LEMO makes no warranties or representations with regard to LEMO product & services or use of them, express, implied or statutory, including for accuracy, completeness, or security. The user is fully responsible for his products and applications using LEMO components.

# Drawings



## Dimensions






	A	L
mm.	14	30
in.	0.55	1.18

## Recommended By Lemo

### Accessories

### Tools

## Cables

Cable PartNumber	Material	Colour	Cable image
CMN.03.T28.031PGCE	PVC	GREY	
CMN.03.T28.031PGZE		grey	
CMN.03.T28.031PNCE	PVC	Black	
CMN.03.T28.031PNZE			
3050	PVC	Black	
3081	PVC	Black	

[https://www.lemo.com/int\\_en/ffa-2c-303-clac32.html](https://www.lemo.com/int_en/ffa-2c-303-clac32.html)

LEMO products and services are provided "as is". LEMO makes no warranties or representations with regard to LEMO product & services or use of them, express, implied or statutory, including for accuracy, completeness, or security. The user is fully responsible for his products and applications using LEMO components.