

1

2

3

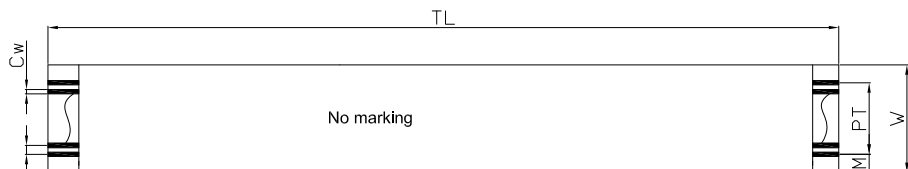
4

5

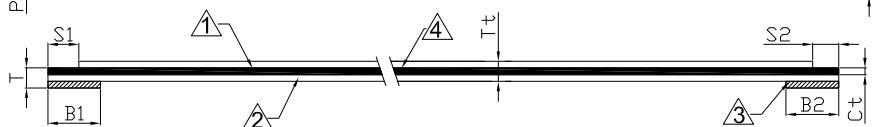
6

7

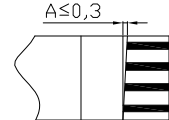
A




B



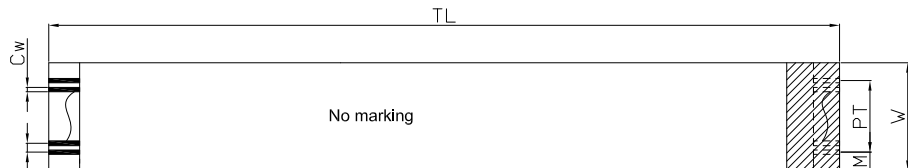
T1 Type



C



D



T2 Type



- ③ SPECIFICATION:
- Electrical
1. Current rating: 1.0A max.
  2. Voltage rating: 90V
  3. Insulation resistance: 1000MΩ min. 500VDC
  4. Dielectric strength: 500VAC/minute
  5. Conductor resistance: <1.89Ω/m
  6. Contact resistance: <20mΩ
- Mechanical
1. Elongation of insulator: >60%
  2. Tensile strenght of insulator: >3.5kg/mm<sup>2</sup>
  3. Flexing test: 180° > 20 times
  4. Abrasion: >10000 times
  5. Durability: >20 cycles
- Environmental
1. Operating temperature: -40 ~ +105°C
  2. Heat resistance: 85°C 96hours
  3. Moisture resistance: 40°C 95% RH 96hours
  4. Flammability rating: UL Sub.758  
UL20890 105°C 90V VW-1
- ⑥ WSW UL No.: E506903
- ⑧ ⑤ Packaging: 100pcs/PE bag

A

B

C

D

E

Spec				Spec			
Conductor poles	N	②① 4-50P		Strip length	S1	3.5	±0.5
Pitch	P	1.0	±0.08		S2	3.5	±0.5
Total cable length	TL	see order code		Support tape length	B1	6.0	±1.0
Total pitch	PT	(N-1)xP	±0.1		B2	6.0	±1.0
Total width	W	(N+1)xP	±0.1	Mating thickness	T	0.303	±0.05
Edge distance	M	1.0	±0.12	Cable thickness	Tt	0.121	±0.05
				Cutting slope	A		≤0,3

Construction			
No.	Name	Spec.	
①	Insulation thickness	No marking 43µm PET	
②	Insulation thickness	No marking 43µm PET	
③	Support tape tk.	PET Blue 225µm	
④	Conductor (Tinned copper) 1um min. Tin plated	thickness Ct	0,035±0,005
		Width Cw	0,65±0,03

WSW order code:  
AFFC-100-xx-xxx-x1

No. of poles: ② 04~50

Type: ⑦  
1: T1 Type  
2: T2 Type

Total Cable length  
051: 50,80±1mm  
076: 76,20±2mm  
102: 101,6±2mm  
127: 127±2mm  
153: 152,4±2mm  
203: 203,2±3mm  
254: 254±3mm  
305: 304,8±5mm  
457: 457,2±5mm

E

F

F

**RoHS compliant**  
Unit: mm

G

G

H

H

Scale	Free	⑧	Update the packing quantity	11.12.2019	Segal		Date	Name	Customer-No.
TOLERANCE		⑦	Adding WSW P/N	20.09.2019	Segal	Drawn	30.06.2016	Amy	ASSMANN WSW-No. ⑦ AFFC-100-xx-xxx-x1
XX	±5	⑥	Add WSW UL No.	14.05.2019	Amy	Approved	11.12.2019	Segal	
X	±1	⑤	Add package qty	23.10.2018	Amy				Drawing-No.
X.X	±0.2	④	Update current rating	16.04.2018	Amy				ASS 7541 CA rev08
DIM	TOL	③	Add specification	10.11.2016	Amy				
Angle	TOL	Id.	Modification	Date	Name			Replace	Sheet

1

2

3

4

5

6

7